

**Product Portfolio 2022**

**Valves | Actuators | Automation**

**150 YEARS  
FLOW  
ROUND**



# Type Series Index

ACTAIR NG	62	ECOLINE SCF 150-600	47	SISTO-C LAP	63
ACTELEC - AUMA	61	ECOLINE SCF 800	47	SISTO-DrainNA	58
ACTELEC - BERNARD CONTROLS	61	ECOLINE SCV 150-300	47	SISTO-KB	56
AKG-A/AKGS-A	39	ECOLINE SP	38	SISTO-KRVNA	37
AKR/AKRS	46	ECOLINE VA16	28	SISTO-LAD	62
AMTROBOX	64	ECOLINE WT/WTI	45	SISTO-LAE	61
AMTROBOX ATEX Zone 22	64			SISTO-LAP	62
AMTROBOX EEx ia	64	HERA-BD	41	SISTO-RSK/RSKS	46
AMTROBOX F	64	HERA-BDS	42	SISTO-RSKNA	48
AMTROBOX M	64	HERA-BHT	42	SISTO-VentNA	37
AMTROBOX R	65	HERA-SH	42	SMARTRONIC AS-i	66
AMTROBOX R EEx ia	65	HQ	61	SMARTRONIC MA	66
AMTRONIC	65			SMARTRONIC PC	66
AMTRONIC Ex ia	65	ISORIA 10/16	51	STAAL 100 AKD/AKDS	38
APORIS-DEB02	52	ISORIA 20 UL	51	STAAL 100 AKK/AKKS	46
		ISORIA 20/25	51	STAAL 40 AKD/AKDS	38
				STAAL 40 AKK/AKKS	46
BOACHEM-FSA	49	KE	52		
BOACHEM-RXA	44			TRIODIS 150	53
BOACHEM-ZXA	28	MAMMOUTH	51	TRIODIS 300	53
BOACHEM-ZXAB/ZYAB	26	MIL 10000	31	TRIODIS 600	54
BOA-Compact	24	MIL 21000	31		
BOA-Compact EKB	24	MIL 27000	31	UGS	41
BOA-Control DPR	35	MIL 29000	32		
BOA-Control PIC	34	MIL 37-38	63	ZJSVM/RJSVM	58
BOA-Control SBV	35	MIL 41000	32	ZRN	48
BOA-Control/BOA-Control IMS	34	MIL 50000	32	ZRS	46
BOA-CVE C/CS/W/IMS/EKB/IMS EKB	30	MIL 67-68	63	ZTN	41
BOA-CVE H	31	MIL 70000	32	ZTS	39
BOA-CVP H	31	MIL 71000	32	ZXNB	30
BOA-H	25	MIL 76000	33	ZXNVB	30
BOA-H/HE/HV/HEV	25	MIL 77000	33	ZYNB/ZYN	30
BOA-R	43	MIL 78000	33		
BOA-RFV	43	MIL 81000	33		
BOA-RPL/RPL F-F	42	MIL 90000	34		
BOA-RVK	43	MIL 91000	33		
BOA-S	49	MN	60		
BOA-SuperCompact	24	MP-CI/MP-II	54		
BOAVENT-AVF	36	MR	60		
BOAVENT-SIF	36				
BOAVENT-SVA	36	NORI 160 RXL/RXS	43		
BOAVENT-SVF	37	NORI 160 ZXL/ZXS	27		
BOA-W	24	NORI 160 ZXLF/ZXS F	27		
BOAX-B	51	NORI 320 ZXSV	27		
BOAX-CBV13	50	NORI 40 FSL/FSS	49		
BOAX-S/SF	50	NORI 40 RXL/RXS	43		
		NORI 40 ZXL/ZXS	26		
CLOSSIA	54	NORI 40 ZXLB/ZXSB	25		
COBRA-SGP/SGO	37	NORI 40 ZXLBV/ZXS BV	25		
COBRA-SMP	38	NORI 40 ZXLF/ZXS F	27		
COBRA-TDC01/03	49	NORI 40 ZYLB/ZYSB	25		
CONDA-VLC	35	NORI 500 ZXSV	27		
CONDA-VRC	35	NUCA 320/-A 320/-ES Type V	45		
CONDA-VSM	36	NUCA 320/-A 320/-ES, Types I, II, IV	29		
CR/CM	60				
		PROFIN SI3	56		
DANAİS 150	52	PROFIN VT1	55		
DANAİS CRYO	53	PROFIN VT2L	55		
DANAİS CRYO AIR	53	PROFIN VT3	56		
DANAİS MTII	52				
DUALIS	54	RGS	44		
DYNACTAIR NG	62	RJN	45		
		RMD	63		
ECOLINE BLC 1000	55	RYN	45		
ECOLINE BLT 150-300	55				
ECOLINE FYC 150-600	50	S/SR/SP	60		
ECOLINE FYF 800	50	SERIE 2000	47		
ECOLINE GE1/GE2/GE3	58	SICCA 150-2500 GTF	40		
ECOLINE GE4	59	SICCA 150-4500 GLF	29		
ECOLINE GLB 150-600	26	SICCA 150-4500 PCF	44		
ECOLINE GLB 800	26	SICCA 150-600 GLC	29		
ECOLINE GLC 150-600	28	SICCA 150-600 GTC	40		
ECOLINE GLF 150-600	28	SICCA 150-600 SCC	48		
ECOLINE GLF 800	28	SICCA 900-2500 GLC	29		
ECOLINE GLV 150-300	29	SICCA 900-3600 GTC	40		
ECOLINE GT 40	38	SICCA 900-3600 SCC	48		
ECOLINE GTB 800	39	SISTO-16	56		
ECOLINE GTC 150-600	39	SISTO-16RGAMaXX	57		
ECOLINE GTF 150-600	39	SISTO-16S	57		
ECOLINE GTF 800	40	SISTO-16TWA	57		
ECOLINE GTV 150-300	40	SISTO-20	57		
ECOLINE PTF 150-600	44	SISTO-20NA	58		
ECOLINE PTF 800	44	SISTO-C	57		
ECOLINE SCC 150-600	47				

## Our goal:

# Quality down to the smallest detail

At KSB, customer satisfaction, safety and reliability take top priority when it comes to quality assurance. Besides ensuring compliance with international quality standards, all KSB pumps and valves have to fulfil even higher internal quality standards.

Our integrated quality management system includes a detailed evaluation process for our production sites and suppliers worldwide. As a KSB customer, you can therefore rest assured that no matter where or when you order, you will always experience consistently high quality. Thanks to our continuous improvement process, we produce pumps and valves with a long service life, excellent efficiency and low wear – as guaranteed by our internal certification system and the “Made by KSB” quality seal.

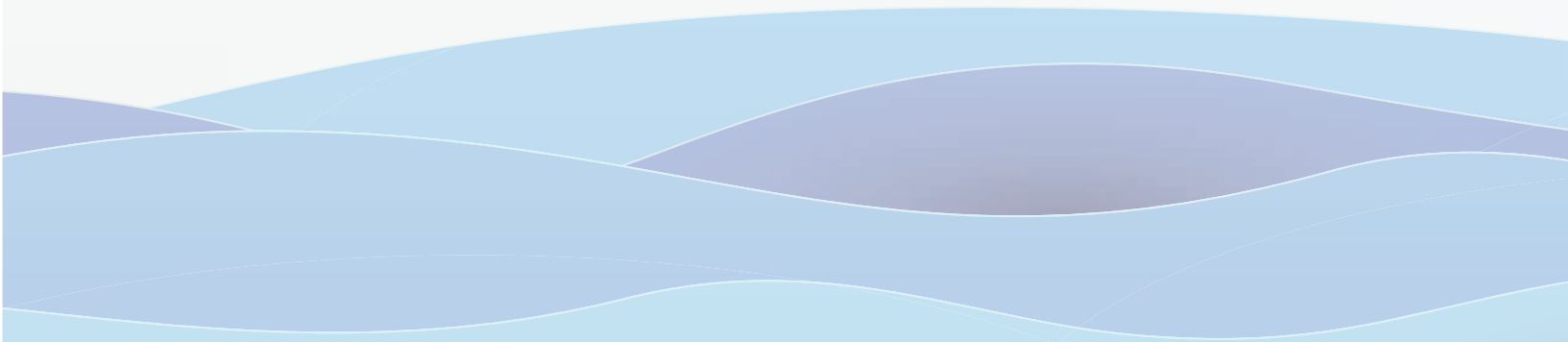


### How KSB puts quality into daily practice

- Quality is when our customers are satisfied: We focus all of our efforts on our customers. Our global customer satisfaction analysis shows us how well we’re doing.
- Quality is what every employee delivers: Everyone at KSB plays a part in creating a positive customer experience. To ensure the best results, all employees undergo continuous professional development.
- Quality is how processes interlock: We continuously check and improve work processes and the working environment.
- Quality is what our supply chain contributes: We set our quality targets in cooperation with our partners. This helps us raise quality across the entire supply chain to the highest level.
- Quality is how mistakes are dealt with: If we detect quality deviations, we determine the causes in order to eliminate them permanently.



As a signatory to the United Nations Global Compact, KSB is committed to the ten principles of the international community in the areas of human rights, labour standards, environmental protection and anti-corruption.





# Creating the extraordinary. With passion.

We love what we do and that's why we go the extra mile to create truly extraordinary products for our customers. Our passion has been the secret to our success for 150 years and the reason why our pumps, valves and services continue to set new standards around the world.

KSB's superior products have the crucial edge in applications ranging from building services and industry to chemicals and petrochemicals, water supply and waste water treatment through to power stations and mining. Our innovative products and carefully devised solutions fulfil the highest requirements in terms of efficiency, availability and operating reliability. And that's just the start! Through our in-house research and development, unique engineering expertise and smart digital services, we are constantly expanding the boundaries of what is possible for our customers.

Our range of services is rounded off by a comprehensive service and spare parts portfolio that guarantees the highest quality, even when dealing with non-KSB products. Across KSB, our qualified and committed employees are passionately dedicated to keeping everything running smoothly for our customers.

KSB: Keeping everything flowing for 150 years.

## KSB valve brands

In addition to the KSB umbrella brand, the Group offers valves under the following brands:

### amri

#### Butterfly valves

The AMRI brand is used in building services, industry, water applications and power stations. AMRI products include pneumatic, hydraulic and electric actuators as well as control systems.

### SISTO

#### Diaphragm valves

The SISTO brand handles shut-off tasks in building services, industry, water applications and power stations. Under the SISTO brand name, KSB offers specialised valves for sterile processes including biotech applications.










### MIL

#### Control valves

The MIL brand is used in nuclear and fossil-fuelled power plants, refineries and the petrochemicals and chemicals industry. MIL products include pneumatic actuators and control systems.



## General Information

<p><b>Regional products</b></p>	<p>Not all depicted products are available for sale in every country. Products only available in individual regions are indicated accordingly. Please contact your sales representative for details.</p>
<p><b>Key to actuators</b></p>	<p>In the Products section from page 24 the symbol  in conjunction with the relevant letter indicates the actuator type(s) available.</p> <ul style="list-style-type: none"> <li> m = manual (lever, handwheel, etc.)</li> <li> e = electric actuator</li> <li> p = pneumatic actuator</li> <li> h = hydraulic actuator</li> </ul>
<p><b>Trademark rights</b></p>	<p>All trademarks or company logos shown in the catalogue are protected by trademark rights owned by KSB SE &amp; Co. KGaA and/or a KSB Group company. The absence of the "®" symbol should not be interpreted to mean that the term is not a registered trademark.</p>
<p><b>Product information</b></p>	 <p>For information as per chemicals Regulation (EC) No. 1907/2006 (REACH), see <a href="https://www.ksb.com/en-global/company/corporate-responsibility/reach">https://www.ksb.com/en-global/company/corporate-responsibility/reach</a>.</p>
<p><b>Digital product catalogue</b></p>	 <p><a href="https://www.ksb.com/en-gb/global-search">https://www.ksb.com/en-gb/global-search</a></p>
<p><b>CAD portal</b></p>	 <p><a href="http://ksb.partcommunity.com">http://ksb.partcommunity.com</a></p>
<p><b>BIM</b></p>	 <p><a href="https://www.ksb.com/en-gb/software-and-know-how/configuration-tools">https://www.ksb.com/en-gb/software-and-know-how/configuration-tools</a></p>

## Valves

Design/Application	Type series	Page	Automation	Water Transport and Water Treatment	Industry	Energy Conversion	Building Services	Solids Transport	Pharmaceuticals/ Food
Soft-seated globe valves to DIN/EN	BOA-SuperCompact	24	■		■		■		
	BOA-Compact	24	■		■		■		
	BOA-Compact EKB	24	■	■	■		■		
	BOA-W	24	■		■		■		
Bellows-type globe valves to DIN/EN	BOA-H	25			■	■	■		
	BOA-H/HE/HV/HEV	25	■		■	■	■		
	NORI 40 ZXLBV/ZXSbv	25			■	■	■		
	NORI 40 ZXLB/ZXSB	25	■		■	■	■		
	NORI 40 ZYLB/ZYSB	25			■	■	■		
	BOACHEM-ZXAB/ZYAB	26	■		■	■	■		
Bellows-type globe valves to ANSI/ASME	ECOLINE GLB 150-600	26	■		■	■			■
	ECOLINE GLB 800	26	■		■	■			■
Globe valves to DIN/EN with gland packing	NORI 40 ZXL/ZXS	26			■	■	■		
	NORI 40 ZXLF/ZXSf	27	■		■	■	■		
	NORI 160 ZXL/ZXS	27			■	■			
	NORI 160 ZXLF/ZXSf	27	■		■	■			
	NORI 320 ZXSv	27	■		■	■			
	NORI 500 ZXSv	27	■		■	■			
	BOACHEM-ZXA	28			■		■		
	ECOLINE VA16	28			■		■		
Globe valves to ANSI/ASME with gland packing	ECOLINE GLC 150-600	28	■		■	■			
	ECOLINE GLF 150-600	28	■		■	■			
	ECOLINE GLF 800	28	■		■	■			
	ECOLINE GLV 150-300	29	■		■	■			
	SICCA 150-600 GLC	29	■		■	■			
	SICCA 900-2500 GLC	29	■		■	■			
	SICCA 150-4500 GLF	29	■		■	■			
Globe valves for nuclear applications	NUCA/-A/-ES, Types I, II, IV	29	■			■			
	ZXNB	30	■			■			
	ZXNVB	30				■			
	ZYNB/ZYN	30	■			■			
Control valves to DIN/EN	BOA-CVE C/CS/W/IMS/EKB/IMS EKB	30	■	■	■		■		
	BOA-CVE H	31	■		■	■	■		
	BOA-CVP H	31	■		■	■	■		
Control valves to ANSI/ASME	MIL 10000	31	■		■				
	MIL 21000	31	■	■	■	■	■		■
	MIL 27000	31	■	■	■		■		■
	MIL 29000	32	■		■	■			■
	MIL 41000	32	■	■	■	■			■
	MIL 50000	32	■		■				
	MIL 70000	32	■		■	■			
	MIL 71000	32	■		■	■			
	MIL 76000	33	■		■	■			
	MIL 77000	33	■		■				
	MIL 78000	33	■		■	■			
	MIL 81000	33	■		■	■			
	MIL 91000	33	■		■	■			
Automatic recirculation valves	MIL 90000	34			■	■			
Balancing and shut-off valves to DIN/EN	BOA-Control/BOA-Control IMS	34	■	■	■		■		
	BOA-Control PIC	34	■		■		■		
	BOA-Control SBV	35			■		■		
	BOA-Control DPR	35			■		■		



Design/Application	Type series	Page	Automation	Water Transport and Water Treatment	Industry	Energy Conversion	Building Services	Solids Transport	Pharmaceuticals/ Food
Level control valves to DIN/EN	CONDA-VLC	35		■					
Pressure reducing valves to DIN/EN	CONDA-VRC	35		■					
Pressure sustaining valves to DIN/EN	CONDA-VSM	36		■					
Air valves to DIN/EN	BOAVENT-AVF	36		■					
	BOAVENT-SIF	36		■					
	BOAVENT-SVA	36		■					
	BOAVENT-SVF	37		■					
	SISTO-VentNA	37				■	■		
Vent valves for nuclear applications	SISTO-KRVNA	37				■			
	COBRA-SGP/SGO	37		■	■		■		
Gate valves to DIN/EN	COBRA-SMP	38		■	■		■		
	ECOLINE SP	38		■	■		■		
	ECOLINE GT 40	38	■		■				
	STAAL 40 AKD/AKDS	38	■		■	■			
	STAAL 100 AKD/AKDS	38	■		■	■			
	AKG-A/AKGS-A	39	■		■	■			
	ZTS	39	■		■	■			
	ECOLINE GTB 800	39	■		■	■			■
	ECOLINE GTC 150-600	39	■		■	■			
Gate valves to ANSI/ASME	ECOLINE GTF 150-600	39	■		■	■			
	ECOLINE GTF 800	40	■		■	■			
	ECOLINE GTV 150-300	40	■		■	■			
	SICCA 150-600 GTC	40	■		■	■			
	SICCA 900-3600 GTC	40	■		■	■			
	SICCA 150-2500 GTF	40	■		■	■			
	ZTN	41	■			■			
Body pressure relief valve	UGS	41			■	■			
Knife gate valves to DIN/EN	HERA-BD	41	■	■	■		■	■	
Knife gate valves to ANSI/ASME	HERA-BDS	42	■	■	■			■	
	HERA-BHT	42	■	■	■			■	
	HERA-SH	42	■	■	■			■	
	BOA-RPL/RPL F-F	42		■			■		
Lift check valves to DIN/EN	BOA-RFV	43		■	■		■		
	BOA-RVK	43			■	■	■		
	BOA-R	43			■	■	■		
	NORI 40 RXL/RXS	43			■	■	■		
	NORI 160 RXL/RXS	43			■	■			
	RGS	44			■	■			
	BOACHEM-RXA	44			■		■		
	ECOLINE PTF 150-600	44			■	■			
	ECOLINE PTF 800	44			■	■			
Lift check valves to ANSI/ASME	SICCA 150-4500 PCF	44			■	■			
	NUCA/-A/-ES, Type V	45				■			
	RJN	45				■			
Lift check valves for nuclear applications	RYN	45	■			■			
	ECOLINE WT/WTI	45			■		■		
Swing check valves to DIN/EN	STAAL 40 AKK/AKKS	46			■	■			
	STAAL 100 AKK/AKKS	46			■	■			
	AKR/AKRS	46			■	■			
	ZRS	46			■	■			
	SISTO-RSK/RSKS	46		■	■	■		■	
	SERIE 2000	47		■	■		■		

Design/Application	Type series	Page	Automation	Water Transport and Water Treatment	Industry	Energy Conversion	Building Services	Solids Transport	Pharmaceuticals/ Food
Swing check valves to ANSI/ASME	ECOLINE SCC 150-600	47			■	■			
	ECOLINE SCF 150-600	47			■	■			
	ECOLINE SCF 800	47			■	■			
	ECOLINE SCV 150-300	47			■	■			
	SICCA 150-600 SCC	48			■	■			
	SICCA 900-3600 SCC	48			■	■			
Swing check valves for nuclear applications	SISTO-RSKNA	48				■			
	ZRN	48				■			
Tilting disc check valves to DIN/EN	COBRA-TDC01/03	49		■	■	■			
Strainers to DIN/EN	BOA-S	49			■	■	■		
	NORI 40 FSL/FSS	49			■	■	■		
	BOACHEM-FSA	49			■		■		
Strainers to ANSI/ASME	ECOLINE FYC 150-600	50			■	■			
	ECOLINE FYF 800	50			■	■			
Centred-disc butterfly valves	BOAX-CBV13	50		■	■	■	■		
	BOAX-S/SF	50	■				■		
	BOAX-B	51	■	■	■		■		
	ISORIA 10/16	51	■	■	■	■		■	
	ISORIA 20/25	51	■	■	■	■	■		
	ISORIA 20 UL	51	■		■				
	MAMMOUTH	51	■	■	■	■			
	KE	52	■	■	■				■
Double-offset butterfly valves	APORIS-DEB02	52		■	■	■			
	DANAIS 150	52	■	■	■	■	■	■	■
	DANAIS MTII	52	■		■	■		■	
	DANAIS CRYO	53	■		■				
	DANAIS CRYO AIR	53	■		■				
Triple-offset butterfly valves	TRIODIS 150	53	■		■	■			
	TRIODIS 300	53	■		■	■			
	TRIODIS 600	54	■		■	■			
Butterfly valves for nuclear applications	CLOSSIA	54	■			■			
Combined butterfly/check valves	DUALIS	54		■					
Single-piece ball valves	MP-CI/MP-II	54	■	■					
	PROFIN VT1	55		■	■		■		
Two-piece ball valves	ECOLINE BLT 150-300	55	■		■	■			■
	PROFIN VT2L	55		■	■		■		
Three-piece ball valves	ECOLINE BLC 1000	55	■		■	■			■
	PROFIN S13	56	■	■	■		■		
	PROFIN VT3	56		■	■		■		
Soft-seated diaphragm valves to DIN/EN	SISTO-KB	56	■	■	■	■		■	
	SISTO-16	56	■	■	■	■			
	SISTO-16S	57	■	■	■	■			
	SISTO-16RGAMaXX	57		■			■		
	SISTO-16TWA	57	■	■			■		
	SISTO-20	57	■		■	■			■
	SISTO-C	57	■	■					■
Diaphragm valves for nuclear applications	SISTO-20NA	58	■			■			
	SISTO-DrainNA	58				■			
Feed water bypass valves	ZJSVM/RJSVM	58	■		■	■			
Expansion and anti-vibration joints	ECOLINE GE1/GE2/GE3	58			■		■		
	ECOLINE GE4	59			■		■		

## Actuators

Design/Application	Type series	Page	Water Transport and Water Treatment	Industry	Energy Conversion	Building Services	Solids Transport	Pharmaceuticals/ Food
Levers	CR/CM	60	■	■	■	■		
	S/SR/SP	60	■	■	■	■		
Manual gearboxes	MN	60	■	■		■		
	MR	60	■	■	■	■	■	
Electric actuators	ACTELEC - AUMA	61	■	■	■	■		
	ACTELEC - BERNARD CONTROLS	61	■	■	■	■		
	SISTO-LAE	61	■	■	■	■	■	
Hydraulic actuators	HQ	61	■	■	■			
Pneumatic actuators	ACTAIR NG	62	■	■	■			
	DYNACTAIR NG	62	■	■	■			
	SISTO-LAD	62	■	■	■	■	■	
	SISTO-LAP	62	■	■	■	■	■	
	SISTO-C LAP	63						■
	MIL 37-38	63	■	■	■	■		■
	MIL 67-68	63	■	■	■			■
Control accessories	RMD	63	■	■	■	■		

KSB offers a wide range of actuators. Just contact our specialists.

## Automation

Design/Application	Type series	Page	Water Transport and Water Treatment	Industry	Energy Conversion	Building Services	Solids Transport	Pharmaceuticals/ Food
Monitoring	AMTROBOX	64	■	■	■			
	AMTROBOX EEx ia	64	■	■	■			
	AMTROBOX ATEX Zone 22	64	■	■	■			
	AMTROBOX F	64	■		■	■		
	AMTROBOX M	64	■	■	■	■		
	AMTROBOX R	65	■	■	■			
	AMTROBOX R EEx ia	65	■	■	■			
ON/OFF valve controllers	AMTRONIC	65	■	■	■			
	AMTRONIC Ex ia	65	■	■	■			
Positioners	SMARTRONIC MA	66	■	■	■			
	SMARTRONIC AS-i	66	■	■	■			
Intelligent positioners	SMARTRONIC PC	66	■	■	■			

# Fluids handled

	BOA-SuperCompact BOA-Compact BOA-Compact EKB BOA-W	BOA-H BOA-H/HE/HV/HEV NORI 40 ZXLBV/ZXSBV NORI 40 ZXLB/ZXSB NORI 40 ZYLB/ZYSB BOACHEM-ZXAB/ZYAB	ECOLINE GLB 150-600 ECOLINE GLB 800	NORI 40 ZXL/ZXS NORI 40 ZXLF/ZXSF NORI 160 ZXL/ZXS NORI 160 ZXLF/ZXSF NORI 320 ZXS NORI 500 ZXS BOACHEM-ZXA ECOLINE VA 16	SICCA 150-600 GLC SICCA 900-2500 GLC SICCA 150-4500 GLF ECOLINE GLC 150-600 ECOLINE GLF 150-600 ECOLINE GLF 800 ECOLINE GLV 150-300
Abrasive fluids	■				
Waste water with faeces	■				
Waste water without faeces	■				
Aggressive fluids			■		
Inorganic fluids					
Activated sludge					
Brackish water					
Service water		■			
Steam		■	■	■	■
Distillate					
Explosive fluids		■	■	■	■
Digested sludge					
Solids-laden fluids					
Solids (ore, sand, gravel, ash)					
Flammable fluids		■		■	
River, lake and groundwater					■
Liquefied gas					
Fluids containing gas		■	■	■	■
Gases		■	■	■	■
Harmful fluids		■	■	■	■
Toxic fluids		■	■	■	■
High-temperature hot water		■	■	■	■
Heating water	■	■	■	■	■
Highly aggressive fluids			■	■	■
Condensate		■	■	■	■
Corrosive fluids		■	■	■	■
Valuable fluids		■	■	■	■
Fuels					
Cooling water	■				■
Volatile fluids		■	■		
Fire-fighting water					■
Solvents					■
Seawater					■
Fluids containing mineral oils		■	■	■	■
Oils		■	■	■	■
Organic fluids					
Polymerising/crystallising fluids				■	
Radioactive fluids					
Cleaning agents					
Raw sludge					
Lubricants					■
Grey water					■
Brine					
Feed water		■	■	■	■
Dipping paints					
Drinking water		■			
Vacuum		■			■
Thermal oils		■	■		■
Wash water		■			■

## Fluids handled

	NUCA/-A/-ES, Types I, II, IV ZYNB/ZYN ZXNB ZXNVB				BOA-CVE C/CS/W/IMS/EKB/IMS EKB BOA-CVE H BOA-CVP H			BOA-Control / BOA-Control IMS BOA-Control PIC BOA-Control SBV BOA-Control DPR				CONDA-VLC	CONDA-VRC	CONDA-VSM	BOAVENT-AVF BOAVENT-SVF BOAVENT-SIF BOAVENT-SVA	SISTO-VentNA SISTO-KRVNA
Abrasive fluids																
Waste water with faeces																
Waste water without faeces																
Aggressive fluids																
Inorganic fluids																
Activated sludge																
Brackish water																
Service water					■	■	■	■	■	■	■					
Steam	■	■	■	■												
Distillate																
Explosive fluids																
Digested sludge																
Solids-laden fluids																
Solids (ore, sand, gravel, ash)																
Flammable fluids						■	■									
River, lake and groundwater																
Liquefied gas																
Fluids containing gas	■	■	■	■												
Gases	■	■	■	■												
Harmful fluids																
Toxic fluids	■	■	■	■												
High-temperature hot water	■	■	■	■		■	■									
Heating water					■	■	■	■	■	■	■					
Highly aggressive fluids																
Condensate						■	■									
Corrosive fluids																
Valuable fluids																
Fuels																
Cooling water	■	■	■	■	■	■	■	■	■	■	■					
Volatile fluids																
Fire-fighting water																
Solvents																
Seawater																
Fluids containing mineral oils						■	■									
Oils						■	■									
Organic fluids																
Polymerising/crystallising fluids																
Radioactive fluids	■	■	■	■												
Cleaning agents																
Raw sludge																
Lubricants																
Grey water												■	■	■	■	
Brine																
Feed water						■	■									■
Dipping paints																
Drinking water					■			■				■	■	■	■	
Vacuum																■
Thermal oils																
Wash water								■								



# Fluids handled

	Lift check valves to DINEN		Lift check valves to ANSI/ASME			Lift check valves for nuclear applications				Swing check valves to DINEN						Swing check valves to ANSI/ASME						Swing check valves for nuclear applications		Tilting disc check valves to DINEN		
	RGS	BOACHEM-RXA	ECOLINE PTF 150-600	ECOLINE PTF 800	SICCA 150-4500 PCF	NUCA/-A/-E5, Type V	RJN	RYN	ECOLINE WT/WTI	STAAL 40 AKK/AKKS	STAAL 100 AKK/AKKS	AKR/AKRS	ZRS	SISTO-RSK/RSKS	SERIE 2000	ECOLINE SCC 150-600	ECOLINE SCF 150-600	ECOLINE SCF 800	ECOLINE SCV 150-300	SICCA 150-600 SCC	SICCA 900-3600 SCC	SISTO-RSKNA	ZRN	COBRA-TDC01/03		
Abrasive fluids																										
Waste water with faeces																										
Waste water without faeces																										
Aggressive fluids		■												■	■											
Inorganic fluids														■	■											
Activated sludge														■	■											
Brackish water														■	■											
Service water					■			■						■	■						■				■	
Steam	■	■	■	■	■	■	■	■	■	■	■	■	■	■	■	■	■	■	■	■	■	■	■	■	■	■
Distillate														■	■											
Explosive fluids	■	■												■	■											
Digested sludge														■	■											
Solids-laden fluids														■	■											
Solids (ore, sand, gravel, ash)														■	■											
Flammable fluids	■	■												■	■											
River, lake and groundwater														■	■							■			■	
Liquefied gas														■	■											
Fluids containing gas	■	■	■	■	■	■	■	■	■	■	■	■	■	■	■	■	■	■	■	■	■	■	■	■	■	■
Gases			■	■		■	■	■	■	■	■	■	■	■	■	■	■	■	■	■	■	■	■	■	■	■
Harmful fluids	■	■												■	■											
Toxic fluids	■	■				■	■	■	■	■	■	■	■	■	■	■	■	■	■	■	■	■	■	■	■	■
High-temperature hot water	■	■	■	■	■	■	■	■	■	■	■	■	■	■	■	■	■	■	■	■	■	■	■	■	■	■
Heating water					■				■					■	■					■						
Highly aggressive fluids		■												■	■											
Condensate		■			■									■	■					■	■					
Corrosive fluids		■												■	■											
Valuable fluids	■	■												■	■											
Fuels									■					■	■											
Cooling water					■	■	■	■	■	■	■	■	■	■	■	■	■	■	■	■	■	■	■	■	■	■
Volatile fluids	■	■							■					■	■	■	■	■	■	■	■	■	■	■	■	■
Fire-fighting water					■									■	■					■						
Solvents														■	■											
Seawater									■					■	■					■	■	■	■	■	■	■
Fluids containing mineral oils	■	■			■				■					■	■					■	■					
Oils	■	■			■				■					■	■	■	■	■	■	■	■	■	■	■	■	■
Organic fluids														■	■											
Polymerising/crystallising fluids	■	■												■	■											
Radioactive fluids						■	■	■						■	■							■				
Cleaning agents														■	■											
Raw sludge														■	■											
Lubricants					■									■	■					■						
Grey water					■									■	■					■		■				
Brine														■	■											
Feed water	■	■	■	■	■				■	■	■	■	■	■	■	■	■	■	■	■	■	■	■	■	■	■
Dipping paints														■	■											
Drinking water														■	■											
Vacuum														■	■											
Thermal oils		■			■				■	■	■	■	■	■	■					■						
Wash water					■				■					■	■					■						













# Applications

	Lift check valves to DIN/EN		Lift check valves to ANSI/ASME			Lift check valves for nuclear applications			Swing check valves to DIN/EN						Swing check valves to ANSI/ASME					Swing check valves for nuclear applications		Tilting disc check valves to DIN/EN		
	RGS	BOACHEM-RXA	ECOLINE PTF 150-600	ECOLINE PTF 800	SICCA 150-4500 PCF	NUCA/-A/-E5, Type V	RJN	RYN	ECOLINE WT/WTI	STAAL 40 AKK/AKKS	STAAL 100 AKK/AKKS	AKR/AKRS	ZRS	SISTO-RSK/RSKS	SERIE 2000	ECOLINE SCC 150-600	ECOLINE SCF 150-600	ECOLINE SCF 800	ECOLINE SCV 150-300	SICCA 150-600 SCC	SICCA 900-3600 SCC	SISTO-RSKNA	ZRN	COBRA-TDC01/03
Spray irrigation																								
Mining	■				■				■	■	■									■				
General irrigation			■												■									■
Chemical industry	■	■			■				■	■	■	■	■	■	■					■				
Pressure boosting																								
Disposal																								
Drainage																								
Descaling units	■	■			■				■	■	■									■	■			
District heating																								
Solids transport																								
Fire-fighting systems														■										
Gas pipelines																								
Gas storage facilities																								
Maintaining groundwater levels																								
Domestic water supply					■			■												■				
HVAC systems																								
Homogenisation																								
Industrial recirculation systems								■							■									
Nuclear power stations	■					■	■	■		■	■	■	■									■	■	
Boiler feed applications	■			■	■				■	■	■	■				■	■	■	■	■	■			
Boiler recirculation	■				■				■	■	■	■								■	■			
Waste water treatment plants																								
Air-conditioning systems								■						■	■									
Condensate transport		■							■															
Fossil-fuelled power stations	■	■		■	■				■	■	■	■				■	■	■	■	■	■			
Cooling circuits					■			■	■											■				
Paint shops																								■
Food and beverage industry																								
Seawater desalination / reverse osmosis			■											■	■									■
Mixing																								
Pulp and paper industry	■	■			■				■	■	■	■			■					■	■			
Petrochemical industry	■	■		■	■				■	■	■	■			■		■	■	■	■	■			
Pharmaceutical industry					■															■				
Pipelines and tank farms				■	■											■	■	■	■	■	■			
Refineries				■	■											■	■	■	■	■	■			
Flue gas desulphurisation														■										
Rainwater harvesting					■			■												■				
Recirculation					■			■												■				
Shipbuilding	■	■							■	■	■				■									■
Sludge disposal																								
Sludge processing																								
Snow-making systems									■	■	■													
Swimming pools																								
Keeping in suspension																								
Thermal oil circulation					■				■						■					■				
Process engineering	■	■		■	■				■	■	■	■	■	■	■	■	■	■	■	■	■			
Heat recovery systems					■				■											■	■			
Hot-water heating systems					■			■							■					■				
Washing plants																								
Water treatment				■										■	■									■
Water extraction					■															■				■
Water supply				■	■										■					■				■
Sugar industry	■	■			■				■	■	■	■		■						■	■			





## Soft-seated globe valves to DIN/EN

### BOA-SuperCompact



PN	6/10/16
DN	20 - 200
T [°C]	≥ -10 - ≤ +120

#### Description

Globe valve to DIN/EN with wafer-type body, super-compact DN face-to-face length to EN 558/94, slanted seat design with vertical bonnet, with flange alignment holes for centring, dead-end service and downstream dismantling; single-piece body, insulating cap with anti-condensation feature as standard, position indicator, locking device, travel stop, soft main and back seat; maintenance-free, full insulation possible.

#### Applications

Hot-water heating systems up to 120 °C. Air-conditioning systems. Not suitable for fluids containing mineral oils, steam or fluids liable to attack EPDM and grey cast iron. Other fluids on request.

● m, e

<https://www.ksb.com/en-gb/lc/B03A>

### BOA-Compact



PN	6/16
DN	15 - 200
T [°C]	≥ -10 - ≤ +120

#### Description

Globe valve to DIN/EN with flanged ends, short face-to-face length to EN 558/14, slanted seat design with vertical bonnet, single-piece body, EPDM-encapsulated throttling plug, soft main and back seat, position indicator, locking device, travel stop, insulating cap with anti-condensation feature; maintenance-free, full insulation possible.

#### Applications

Hot-water heating systems up to 120 °C. Air-conditioning systems. Not suitable for fluids containing mineral oils, steam or fluids liable to attack EPDM and cast iron. Other fluids on request.

● m, e

<https://www.ksb.com/en-gb/lc/B01A>

### BOA-Compact EKB



PN	10/16
DN	15 - 200
T [°C]	≥ -10 - ≤ +80

#### Description

Globe valve to DIN/EN with flanged ends, compact face-to-face length for drinking water supply systems, with electrostatic plastic coating inside and outside, slanted seat design with vertical bonnet, EPDM-encapsulated throttling plug, single-piece body, position indicator, locking device, travel stop, soft main and back seat; maintenance-free, (PN 10 DVGW-approved).

#### Applications

Water supply systems, drinking water, air-conditioning systems. Cooling circuits. Suitable for installation in copper pipes as per installation instructions (operating manual). Not suitable for fluids containing mineral oils, steam or fluids liable to attack EPDM and the electrostatic plastic coating. Other fluids on request.

● m, e

<https://www.ksb.com/en-gb/lc/B02A>

### BOA-W



PN	6/16
DN	15 - 200
T [°C]	≥ -10 - ≤ +120

#### Description

Globe valve to DIN/EN with flanged ends, standard face-to-face length to EN 558/1, slanted seat design with vertical bonnet, single-piece body, EPDM-encapsulated throttling plug, soft main and back seat, position indicator, locking device, travel stop, insulating cap with anti-condensation feature; maintenance-free; full insulation possible.

#### Applications

Hot-water heating systems up to 120 °C. Air-conditioning systems. Not suitable for fluids containing mineral oils, steam or fluids liable to attack EPDM and grey cast iron. Other fluids on request.



● m, e

<https://www.ksb.com/en-gb/lc/B07B>





## Bellows-type globe valves to DIN/EN



### BOA-H

	PN	16/25	<b>Description</b> Bellows-type globe valve to DIN/EN with flanged ends, with on/off disc or throttling plug, standard position indicator with colour coding for identification of valve design, replaceable valve disc; bellows protected when valve is in fully open position; seat/disc interface made of wear and corrosion resistant chrome steel or chrome nickel steel.
	DN	15 - 350	
	T [°C]	≥ -10 - ≤ +350	<b>Applications</b> Hot-water heating systems, high-temperature hot water systems, cooling circuits, heat transfer systems, general steam applications in building services and industry. Other fluids on request.
 m			<a href="https://www.ksb.com/en-gb/lc/B08A">https://www.ksb.com/en-gb/lc/B08A</a>



### BOA-H/HE/HV/HEV

	PN	25/40	<b>Description</b> Bellows-type globe valve to DIN/EN with flanged ends (BOA-H and BOA-HV), butt weld ends or socket weld ends (BOA-HE and BOA-HEV), with on/off disc or throttling plug, seat/disc interface made of wear and corrosion resistant chrome steel or chrome nickel steel.
	DN	10 - 350	
	T [°C]	≥ -10 - ≤ +450	<b>Applications</b> Industrial plants, building services, power stations and shipbuilding. For water, steam, thermal oils, gas and other non-aggressive fluids. Other fluids on request.
 m, e, p			<a href="https://www.ksb.com/en-gb/lc/B19A">https://www.ksb.com/en-gb/lc/B19A</a>



### NORI 40 ZXLBV/ZXSBBV

	PN	25/40	<b>Description</b> Bellows-type globe valve to DIN/EN with flanged ends (ZXLBV), butt weld ends or socket weld ends (ZXSBBV), tapered on/off disc or throttling plug, two-piece stem, integrated position indicator, seat/disc interface made of wear and corrosion resistant chrome steel or chrome nickel steel.
	DN	10 - 200	
	T [°C]	≥ -10 - ≤ +450	<b>Applications</b> Industrial plants, power stations, process engineering and shipbuilding. For water, steam, thermal oils, gas and other non-aggressive fluids. Other fluids on request.
 m			<a href="https://www.ksb.com/en-gb/lc/N04A">https://www.ksb.com/en-gb/lc/N04A</a>

### NORI 40 ZXLB/ZXSBB

	PN	25/40	<b>Description</b> Bellows-type globe valve to DIN/EN with flanged ends (ZXLB), butt weld ends or socket weld ends (ZXSBB), replaceable tapered on/off disc or throttling plug, two-piece stem, integrated position indicator, seat/disc interface made of wear and corrosion resistant chrome steel or chrome nickel steel.
	DN	10 - 200	
	T [°C]	≥ -10 - ≤ +450	<b>Applications</b> Industrial plants, power stations, process engineering and shipbuilding. For water, steam, thermal oils, gas and other non-aggressive fluids. Other fluids on request.
 m, e, p			<a href="https://www.ksb.com/en-gb/lc/N03A">https://www.ksb.com/en-gb/lc/N03A</a>

### NORI 40 ZYLB/ZYSB

	PN	25/40	<b>Description</b> Bellows-type globe valve to DIN/EN with flanged ends (ZYLB) or butt weld ends (ZYSB), Y-valve, with replaceable throttling plug (up to DN 100) or on/off disc (DN 125 and above), single-piece non-rotating stem, position indicator, travel stop, locking device; seat/disc interface made of wear and corrosion resistant chrome steel or chrome nickel steel.
	DN	15 - 300	
	T [°C]	≥ -10 - ≤ +450	<b>Applications</b> Heat transfer systems, industrial plants, building services and shipbuilding. For thermal oils, water, steam, gas and other non-aggressive fluids. Other fluids on request.
 m			<a href="https://www.ksb.com/en-gb/lc/N51A">https://www.ksb.com/en-gb/lc/N51A</a>

## BOACHEM-ZXAB/ZYAB



PN	10 - 40
DN	15 - 400
T [°C]	≥ -10 - ≤ +400

**Description**

Bellows-type globe valve to DIN/EN with flanged ends, body made of stainless steel, with replaceable on/off disc or throttling plug.

**Applications**

Process engineering, industry, building services, food and beverage industries, for aggressive fluids. Other fluids on request.

m, e, p

<https://www.ksb.com/en-gb/lc/B39B>

## Bellows-type globe valves to ANSI/ASME

## ECOLINE GLB 150-600



Class	150 - 600
NPS [inch]	2 - 12
T [°C]	≥ 0 - ≤ +427

**Description**

Globe valve to ANSI/ASME with flanged ends, cast steel/stainless steel body, trim and bellows made of stainless steel, with bolted bonnet, outside screw and yoke, sealed by graphite gland packing and metal bellows, stainless steel/graphite gaskets.

**Applications**

Petrochemical plants, chemical plants, power stations, process engineering and general industrial applications; for thermal oil, steam, toxic and volatile fluids. Other fluids on request.

m, e

<https://www.ksb.com/en-gb/lc/E14A>

## ECOLINE GLB 800



Class	150 - 800
NPS [inch]	½ - 2
T [°C]	≥ 0 - ≤ +427

**Description**

Globe valve to ANSI/ASME with threaded sockets (NPT) or socket weld ends (SW), cast steel/stainless steel body, trim and bellows made of stainless steel, outside screw and yoke, sealed by graphite gland packing and metal bellows, stainless steel/graphite gaskets.

**Applications**

Petrochemical plants, chemical plants, power stations, process engineering and general industrial applications; for thermal oil, steam, toxic and volatile fluids. Other fluids on request.

m, e

<https://www.ksb.com/en-gb/lc/E17A>

## Globe valves to DIN/EN with gland packing

## NORI 40 ZXL/ZXS



PN	25/40
DN	10 - 400
T [°C]	≥ -10 - ≤ +450

**Description**

Globe valve to DIN/EN with flanged ends (ZXL), butt weld ends or socket weld ends (ZXS), with gland packing, with on/off disc or throttling plug, rotating stem, seat/disc interface made of wear and corrosion resistant chrome steel or chrome nickel steel.

**Applications**

Industrial plants, power stations, process engineering and shipbuilding. For water and steam. Other non-aggressive fluids such as gas or oil on request.

m

<https://www.ksb.com/en-gb/lc/N02A>

## NORI 40 ZXLF/ZXSF



PN	25/40
DN	10 - 200
T [°C]	≥ -10 - ≤ +450

**Description**

Globe valve to DIN/EN with flanged ends (ZXLF), butt weld ends or socket weld ends (ZXSF), with gland packing, with on/off disc or throttling plug, non-rotating stem, integrated position indicator, seat/disc interface made of wear and corrosion resistant chrome steel or chrome nickel steel.

**Applications**

Industrial plants, power stations, process engineering and shipbuilding. For water and steam. Other non-aggressive fluids such as gas or oil on request.

m, e, p

<https://www.ksb.com/en-gb/lc/N05A>

## NORI 160 ZXL/ZXS



PN	63 - 160
DN	10 - 200
T [°C]	≥ -10 - ≤ +550

**Description**

Globe valve to DIN/EN with flanged ends (ZXL), butt weld ends or socket weld ends (ZXS), with gland packing, with on/off disc or throttling plug, rotating stem, seat/disc interface made of wear and corrosion resistant 17 % chrome steel or Stellite.

**Applications**

Industrial plants, power stations, process engineering and shipbuilding. For water and steam. Other non-aggressive fluids such as gas or oil on request.

m

<https://www.ksb.com/en-gb/lc/N12A>

## NORI 160 ZXLF/ZXSF



PN	63 - 160
DN	10 - 200
T [°C]	≥ -10 - ≤ +550

**Description**

Globe valve to DIN/EN with flanged ends (ZXLF), butt weld ends or socket weld ends (ZXSF), with gland packing, with on/off disc or throttling plug, non-rotating stem, integrated position indicator, seat/disc interface made of wear and corrosion resistant 17 % chrome steel or Stellite.

**Applications**

Industrial plants, power stations, process engineering and shipbuilding. For water and steam. Other non-aggressive fluids such as gas or oil on request.

m, e, p

<https://www.ksb.com/en-gb/lc/N13A>

## NORI 320 ZXSV



PN	250 - 320
DN	10 - 50
T [°C]	≥ -10 - ≤ +580

**Description**

Globe valve to DIN/EN with flanged, butt weld or socket weld ends, gland packing, throttling plug, non-rotating stem, bayonet-type body/yoke connection, integrated position indicator, seat/disc interface made of Stellite.

**Applications**

Industrial plants, power stations, process engineering and shipbuilding. For water and steam. Other non-aggressive fluids such as gas or oil on request.

m, e, p

<https://www.ksb.com/en-gb/lc/N20A>

## NORI 500 ZXSV



PN	250 - 500
DN	10 - 65
T [°C]	≥ -10 - ≤ +650

**Description**

Globe valve to DIN/EN with butt weld or socket weld ends, gland packing, throttling plug, non-rotating stem, bayonet-type body/yoke connection, integrated position indicator, seat/disc interface made of Stellite.

**Applications**

Industrial plants, power stations, process engineering and shipbuilding. For water and steam. Other non-aggressive fluids such as gas or oil on request.

m, e, p

<https://www.ksb.com/en-gb/lc/N21A>

## BOACHEM-ZXA



PN	10 - 40
DN	15 - 400
T [°C]	≥ -10 - ≤ +400

**Description**

Globe valve to DIN/EN with flanged ends, body made of stainless steel, gland packing, rotating stem, with on/off disc or throttling plug.

**Applications**

Process engineering, industry, building services, food and beverage industries, for aggressive fluids. Other fluids on request.

m

<https://www.ksb.com/en-gb/lc/B388>

## ECOLINE VA16



PN	16
DN	15 - 250
T [°C]	≥ -10 - ≤ +300

**Description**

Globe valve to DIN/EN with flanged ends, body made of cast iron, with gland packing, rotating stem, with on/off disc or throttling plug.

**Applications**

District heating, domestic water supply, air-conditioning systems, cooling circuits, high-temperature hot water heating systems, water supply.

m, e

<https://www.ksb.com/en-gb/lc/E72A>

## Globe valves to ANSI/ASME with gland packing

## ECOLINE GLC 150-600



Class	150 - 600
NPS [inch]	2 - 10
T [°C]	≥ 0 - ≤ +649

**Description**

Globe valve to ANSI/ASME with flanged ends, cast steel A216 WCB, Trim 8 (Stellite/13 % chrome steel) for Class 150/300/600, Trim 5 (Stellite/Stellite) for Class 600, with bolted bonnet, outside screw and yoke, graphite gland packing, stainless steel/graphite gaskets.

**Applications**

Refineries, power stations, process engineering and general industrial applications; water, steam, oil, gas. Other fluids on request.

m, e

<https://www.ksb.com/en-gb/lc/E56A>

## ECOLINE GLF 150-600



Class	150 - 600
NPS [inch]	½ - 2
T [°C]	≥ 0 - ≤ +816

**Description**

Globe valve to ANSI/ASME with flanged ends, forged steel A105, Trim 8 (Stellite/13 % chrome steel), with bolted bonnet, outside screw and yoke, graphite gland packing, stainless steel/graphite gaskets, reduced bore.

**Applications**

Industrial plants, power stations, process engineering, refineries, oil and marine applications; for water, steam, gas, oil and other non-aggressive fluids.

m, e

<https://www.ksb.com/en-gb/lc/EF5A>

## ECOLINE GLF 800



Class	800
NPS [inch]	½ - 2
T [°C]	≥ 0 - ≤ +593

**Description**

Globe valve to ANSI/ASME with threaded sockets (NPT), butt weld ends (BW) or socket weld ends (SW), Trim 8 (Stellite/13 % chrome steel), with bolted bonnet, outside screw and yoke, graphite gland packing, stainless steel/graphite gaskets, available in carbon steel and alloy steel.

**Applications**

Industrial plants, power stations, process engineering, refineries, oil and marine applications; for water, steam, gas, oil and other non-aggressive fluids.

m, e

<https://www.ksb.com/en-gb/lc/E57A>

## ECOLINE GLV 150-300



Class	150 - 300	<b>Description</b> Globe valve to ANSI/ASME with flanged ends, cast steel A216 WCB, A351 CF8/CF8M/CN7M, Trims 2/8/10/13 for Class 150/300, with bolted bonnet, outside screw and yoke, graphite gland packing, stainless steel / graphite gasket.
NPS [inch]	2 - 12	
T [°C]	≥ -29 - ≤ +427	
		<b>Applications</b> Fine chemicals, food industry, general industry. For water, steam, gas and other fluids. Other fluids on request.

m, e

<https://www.ksb.com/en-gb/lc/EF3B>

## SICCA 150-600 GLC



Class	150 - 600	<b>Description</b> Globe valve to ANSI/ASME with flanged or butt weld ends, bolted bonnet, outside screw and yoke. Rising stem, Stellite hard-faced seat/disc interface made of 13 % chrome steel, with graphite gasket and gland packing, available in carbon steel, low-alloy steel and stainless steel.
NPS [inch]	2 - 10	
T [°C]	≥ 0 - ≤ +593	
		<b>Applications</b> Refineries, power stations, general industry and process engineering. For water, steam, oil, gas and non-aggressive fluids. Other fluids on request.

m, e

<https://www.ksb.com/en-gb/lc/S76A>

## SICCA 900-2500 GLC



Class	900 - 2500	<b>Description</b> Globe valve to ANSI/ASME with butt weld ends, Y-pattern, pressure seal design, outside screw and yoke, rising stem and non-rising handwheel, Stellite hard-faced seat/disc interface and back seat, with graphite gasket and gland packing. Available in carbon steel and alloy steel.
NPS [inch]	2 - 10	
T [°C]	≥ 0 - ≤ +650	
		<b>Applications</b> Power stations, general industry and process engineering. For water, steam, oil, gas and non-aggressive fluids. Other fluids on request.

m, e

<https://www.ksb.com/en-gb/lc/S82A>

## SICCA 150-4500 GLF



Class	150 - 4500	<b>Description</b> Globe valve to ANSI/ASME with NPT (F) threaded ends or socket weld ends, or integral flange (Class 150 - 600) with bolted bonnet (Class 150 - 800) or welded bonnet (Class 1500/2500/4500), outside screw and yoke, Stellite hard-faced body seat, disc seating face made of Stellite hard-faced 13 % chrome steel, with graphite gaskets and gland packing. Available in carbon steel, low-alloy steel and stainless steel.
NPS [inch]	¼ - 2½	
T [°C]	≥ 0 - ≤ +816	
		<b>Applications</b> Refineries, power stations, general industry and process engineering. For water, steam, oil, gas and non-aggressive fluids. Other fluids on request.

m, e

<https://www.ksb.com/en-gb/lc/S80A>

## Globe valves for nuclear applications

### NUCA 320/-A 320/-ES, Types I, II, IV



PN	≤ 210	<b>Description</b> Globe valve with butt weld or socket weld ends, for nuclear applications, with gland packing or bellows, replaceable seat (NUCA-ES), straight-way pattern, made of steel, stainless steel or nickel.
DN	10 - 50	
T [°C]	≥ -29 - ≤ +365	
		<b>Applications</b> Reactor cooling, moderator, safety feed, feed water, live steam and cleaning systems.

m, e, p

<https://www.ksb.com/en-gb/lc/N71A>

## ZXNB



PN	≤ 210
DN	65 - 400
T [°C]	≥ -29 - ≤ +365

**Description**

Bellows-type globe valve with butt weld ends, for nuclear applications with safety-related requirements, in straight-way or angle pattern, or as a two-way valve, made of steel or stainless steel.

**Applications**

Reactor cooling, moderator, safety feed, feed water, live steam and cleaning systems.

m, e, p

<https://www.ksb.com/en-gb/lc/Z18A>

## ZXNVB



PN	≤ 210
DN	4 - 25
T [°C]	≥ -29 - ≤ +365

**Description**

Bellows-type globe valve with butt weld or socket weld ends, for nuclear applications, with gland packing or bellows, straight-way pattern, made of steel or stainless steel.

**Applications**

Reactor cooling, moderator, safety feed, feed water, live steam and cleaning systems.

m

<https://www.ksb.com/en-gb/lc/Z19A>

## ZYNB/ZYN



PN	≤ 50
DN	300 - 400
T [°C]	≥ -29 - ≤ +200

**Description**

Globe valve with butt weld ends, for nuclear applications with safety-related requirements, with gland packing or bellows, Y-valve, made of cast stainless steel.

**Applications**

Residual heat removal systems in nuclear applications.

e

<https://www.ksb.com/en-gb/lc/Z18A>

## Control valves to DIN/EN

## BOA-CVE C/CS/W/IMS/EKB/IMS EKB



PN	6/10/16
DN	15 - 200
T [°C]	≥ -10 - ≤ +120

**Description**

Control valve to DIN/EN based on standard type series BOA-Compact, BOA-SuperCompact, BOA-W, BOA-Compact EKB, BOA-Compact IMS EKB, BOA-Control IMS and BOA-Control IMS EKB, bonnetless pressure-retaining body, soft-seated. Leakage rate selectable from 0.05 % to drop-tight, Kvs values between 6.3 and 700 m<sup>3</sup>/h and closing pressures of up to 16 bar. With intelligent microprocessor-controlled and pre-set electric actuators providing actuating forces from 1000 N to 14,000 N; electronic configuration of flow characteristic, Kvs value, actuating signal and actuating time using PC tool or manual parameterisation unit. Customised configuration can be implemented at the KSB factory on request.

**Applications**

Hot-water heating systems up to 120 °C. Ventilation and air-conditioning systems. Water supply systems, drinking water. Not suitable for fluids containing mineral oils, steam or fluids liable to attack EPDM and uncoated cast iron. Other fluids on request.

e

<https://www.ksb.com/en-gb/lc/B04A>

## BOA-CVE H



PN	16/25/40
DN	15 - 200
T [°C]	≥ -10 - ≤ +450

**Description**

Service-friendly control valve to DIN/EN with flanged ends, either with linear or equal-percentage control characteristic at Kvs values of 0.1 to 630 m<sup>3</sup>/h and closing pressures of up to 40 bar; all internal parts are easy to replace without special tools, including the reversible seat; noise level reduced by standard two-stage pressure reduction combining a parabolic plug and multi-hole cage; with electric actuator.

**Applications**

General industrial facilities, process engineering, plant engineering, cooling circuits, heating systems.

e

<https://www.ksb.com/en-gb/lc/B26A>

## BOA-CVP H



PN	16/25/40
DN	15 - 200
T [°C]	≥ -10 - ≤ +450

**Description**

Service-friendly control valve to DIN/EN with flanged ends, either with linear or equal-percentage control characteristic at Kvs values of 0.1 to 630 m<sup>3</sup>/h and closing pressures of up to 40 bar; all internal parts are easy to replace without special tools, including the reversible seat; noise level reduced by standard two-stage pressure reduction combining a parabolic plug and multi-hole cage; with pneumatic actuator.

**Applications**

General industrial facilities, process engineering, plant engineering, cooling circuits, heating systems.

p

<https://www.ksb.com/en-gb/lc/B72A>

## Control valves to ANSI/ASME

## MIL 10000



Class	150 - 1500
NPS [inch]	¾ - 16
T [°C]	≥ -29 - ≤ +454

**Description**

The top- and bottom-guided double-ported control valve is characterised by a high permissible pressure drop across the valve. The high flow capacity typical of this design is attained with low pressure recovery. Bi-directional flow is permitted; wide flow passage, suitable for viscous fluids.

**Applications**

Industry, power stations, process engineering.

e, h, p

<https://www.ksb.com/en-gb/lc/M15A>

## MIL 21000



Class	150 - 2500
NPS [inch]	½ - 10
T [°C]	≥ -100 - ≤ +566

**Description**

Top-guided single-ported heavy post-guided control valve for a wide temperature range.

**Applications**

Industry, power stations, process engineering.

e, h, p

<https://www.ksb.com/en-gb/lc/M57A>

## MIL 27000



Class	150 - 300
NPS [inch]	½ - 2
T [°C]	≥ -27 - ≤ +427

**Description**

Compact and light-weight construction, rugged stem guiding, field-reversible actuator, tight shut-off.


**Applications**

The globe valve is used in industrial segments with moderate pressure drop for handling fluids with a low solids content, viscous fluids in refineries, and fluids in the petrochemical, pharmaceutical, chemical, and bio-medical industries where accurate monitoring and control of the valve position is critical as it affects product quality.


p

<https://www.ksb.com/en-gb/lc/M31A>


## MIL 29000

	Class	150 - 1500	<b>Description</b> Compact microflow globe valves with high rangeability (500:1), quick-change trim for on-site adjustment of flow coefficient, rugged cage-style plug guide; anti-cavitation design available. <b>Applications</b> Industry, power stations, process engineering (e.g. fine control of spray water), chemical, petrochemical and pharmaceutical engineering.
	NPS [inch]	½ - 1	
	T [°C]	≥ -100 - ≤ +343	
● p			<a href="https://www.ksb.com/en-gb/lc/M32A">https://www.ksb.com/en-gb/lc/M32A</a>


## MIL 41000

	Class	150 - 4500	<b>Description</b> Cage-guided single-ported heavy-duty control valves, high pressure drop capability; noise reduction and anti-cavitation solution available by replacing the standard cage. <b>Applications</b> Industry, power stations, process engineering, chemical and petrochemical engineering.
	NPS [inch]	½ - 36	
	T [°C]	≥ -196 - ≤ +566	
● e, h, p			<a href="https://www.ksb.com/en-gb/lc/M37A">https://www.ksb.com/en-gb/lc/M37A</a>


## MIL 50000

	Class	150 - 2500	<b>Description</b> Cryogenic control valves with extended body, rugged guided extended valve plug, body-bonnet bolting outside the cold box. <b>Applications</b> Used in LNG terminals, storage tanks during transport and storage, bench testing of cryogenic engines for rockets and space shuttles, LPG production and processing plants, etc.
	NPS [inch]	½ - 4	
	T [°C]	≥ -250 - ≤ -27	
● e, h, p			<a href="https://www.ksb.com/en-gb/lc/M38A">https://www.ksb.com/en-gb/lc/M38A</a>

## MIL 70000

	Class	150 - 2500	<b>Description</b> Top-guided single-ported heavy-duty control valves in angle pattern. <b>Applications</b> Industry, power stations, process engineering, chemical and petrochemical engineering
	NPS [inch]	½ - 10	
	T [°C]	≥ -100 - ≤ +566	
● e, h, p			<a href="https://www.ksb.com/en-gb/lc/M40A">https://www.ksb.com/en-gb/lc/M40A</a>

## MIL 71000

	Class	150 - 4500	<b>Description</b> Cage-guided single-ported high-performance angle valve. <b>Applications</b> Industry, power stations, process engineering, chemical and petrochemical engineering.
	NPS [inch]	½ - 36	
	T [°C]	≥ -196 - ≤ +566	
● e, h, p			<a href="https://www.ksb.com/en-gb/lc/M53A">https://www.ksb.com/en-gb/lc/M53A</a>



## MIL 76000



Class	150 - 2500
NPS [inch]	1 - 2
T [°C]	≥ -27 - ≤ +566

**Description**

The letdown control valves in angle pattern are designed for all applications where flashing (flash evaporation) or two-phase (liquid and gaseous) flows may occur; no body/trim erosion, vibration or noise. Due to its angle pattern, the globe valve is self-draining.

**Applications**

Industry, power stations, process engineering, chemical and petrochemical engineering.

● e, h, p

<https://www.ksb.com/en-gb/lc/M54A>

## MIL 77000



Class	600 - 2500
NPS [inch]	2 - 8
T [°C]	≥ -27 - ≤ +566

**Description**

Multi-stage low-noise control valve with labyrinth trim.

**Applications**

Industry, power stations (e.g. start/bypass valve), process engineering, chemical and petrochemical engineering (e.g. control valve at hot high-pressure separators (HHPS)).

● e, h, p

<https://www.ksb.com/en-gb/lc/M60A>

## MIL 78000



Class	150 - 2500
NPS [inch]	½ - 6
T [°C]	≥ -29 - ≤ +260

**Description**

Multistage control valve in anti-cavitation design with wear-resistant multistage trim and detachable flow bush / spacer.

**Applications**

Industry, power stations, process engineering, chemical and petrochemical engineering.

● e, h, p

<https://www.ksb.com/en-gb/lc/M64A>

## MIL 81000



Class	150 - 2500
NPS [inch]	¾ - 12
T [°C]	≥ -30 - ≤ +454

**Description**

Three-way combining and diverting control valves.

**Applications**

Building services, industry, power stations.

● e, h, p

<https://www.ksb.com/en-gb/lc/M65A>

## MIL 91000



Class	150 - 4500
NPS [inch]	¾ - 20
T [°C]	≥ -29 - ≤ +566

**Description**

Multistage multi-path control valve with Matrix trim; pressures of up to 420 bar can be reduced by up to 50 pressure reduction stages, preventing cavitation and greatly reducing fluid velocity.

**Applications**



Industry, power stations, process engineering, chemical and petrochemical engineering.

● e, h, p

<https://www.ksb.com/en-gb/lc/M76A>



## Automatic recirculation valves

### MIL 90000



	Class	150 - 2500	<b>Description</b> The automatic recirculation valve (ARV) is a multifunctional valve whose primary function is to ensure a pre-determined minimum flow through the centrifugal pump at all times.
	NPS [inch]	1 - 12	
	T [°C]	≥ -29 - ≤ +260	<b>Applications</b> Power stations, refineries, petrochemical industry.
 e, h, p			<a href="https://www.ksb.com/en-gb/lc/M74A">https://www.ksb.com/en-gb/lc/M74A</a>

## Balancing and shut-off valves to DIN/EN

### BOA-Control/BOA-Control IMS

	PN	16	<b>Description</b> <b>BOA-Control IMS:</b> Balancing valve to DIN/EN with flanged ends, bonnetless, with throttling plug, scaled position indicator, travel stop and insulating cap with anti-condensation feature, maintenance-free; full insulation possible; suitable for measuring flow rate with ultrasonic sensors and for temperature measurement, sensors not in contact with fluid handled, mobile measurements in combination with BOATRONIC MS measuring computer, permanent measurement set-up with BOATRONIC MS-420 measuring computer, constant accuracy independent of differential pressures. Also available with electrostatic plastic coating and DVGW-certified for drinking water (BOA-Control EKB and BOA-Control IMS EKB; up to DN 200).
	DN	15 - 350	
	T [°C]	≥ -10 - ≤ +120	<b>BOA-Control:</b> Balancing valve to DIN/EN with flanged ends, bonnetless, with throttling plug, scaled position indicator, travel stop and insulating cap with anti-condensation feature, maintenance-free; full insulation possible; suitable for measuring flow rate with ultrasonic sensors and for temperature measurement, sensors not in contact with fluid handled, mobile measurements in combination with BOATRONIC MS measuring computer, constant accuracy independent of differential pressures. Also available with electrostatic plastic coating and DVGW-certified for drinking water (BOA-Control EKB; up to DN 200).
 m, e			<b>Applications</b> Hot-water heating systems up to 120 °C (BOA-Control and BOA-Control IMS), air-conditioning systems and cooling systems, and for permanent measurement set-ups (BOA-Control IMS), drinking water systems and industrial cooling circuits (EKB model). Not suitable for fluids containing mineral oils, steam or fluids liable to attack EPDM and uncoated grey cast iron.
			<a href="https://www.ksb.com/en-gb/lc/B05B">https://www.ksb.com/en-gb/lc/B05B</a>

### BOA-Control PIC

	PN	16/25	<b>Description</b> Pressure-independent control valve, comprising a continuously adjustable flow controller and a control valve for hydraulic balancing and dynamic volume flow control at constant valve authority, with threaded ends (DN 10 - 50) or flanged ends (DN 65 - 150). Continuous adjustment of the volume flow rate setpoint directly at the valve thanks to the digital scale, with mechanical locking function. With measurement ports for determining flow rate, temperature and pressure loss. Available in various volume flow rate control ranges (LF/HF) from 43 to 8586 l/h (valve with threaded ends) and from 4.4 to 160 m³/h (valve with flanged ends). With actuator mounting option (M 30 x 1.5) for the electrical control of an additional variable such as room temperature by adjusting the volume flow.
	DN	10 - 150	
	T [°C]	≥ -10 - ≤ +120	<b>Applications</b> Heating, air-conditioning and refrigerating systems (e.g. central heating systems, underfloor heating, fan coil units and cooling ceiling systems), and industrial plants.
 m, e			<a href="https://www.ksb.com/en-gb/lc/B75A">https://www.ksb.com/en-gb/lc/B75A</a>

## BOA-Control SBV



PN	25	<b>Description</b> Maintenance-free balancing and measurement valve with female threaded ends, Y-pattern, continuous presetting, with position indicator readable from all angles (360°). Includes travel stop and 2 measurement ports with fixed measuring orifice (tolerance +/- 5 %) for measuring pressure, differential pressure and flow. Minimum space requirements thanks to non-rising handwheel and all functional parts being positioned on the same side as the handwheel.
DN	15- 50	
T [°C]	≥ -10 - ≤ +120	
<b>Applications</b>		Heating, air-conditioning and refrigerating systems, and industrial plants.

<https://www.ksb.com/en-gb/lc/B79A>

## BOA-Control DPR



PN	16/25	<b>Description</b> Differential pressure control valve / proportional control valve for the constant control of an adjustable differential pressure setpoint without auxiliary energy, with threaded ends (DN 15 - 50) or flanged ends (DN 65 - 100). Setpoint can be adjusted continuously and read from the outside at any time. The valve closes automatically with rising pressure. Includes quick-measurement ports for measuring pressure loss. Available in various pressure control ranges (LP/HP) from 5 to 80 kPa (threaded ends) and from 80 to 160 kPa (flanged ends).
DN	15 - 100	
T [°C]	≥ -10 - ≤ +120	
<b>Applications</b>		Heating, air-conditioning and refrigerating systems, and industrial plants.

<https://www.ksb.com/en-gb/lc/B66A>

## Level control valves to DIN/EN

### CONDA-VLC



PN	16	<b>Description</b> Float valve to DIN/EN for controlling maximum and minimum liquid levels in tanks, with flanged ends (DN 40-300) or threaded ends (DN 25-32), body made of nodular cast iron; valve disc, stem, float and seat made of stainless steel.
DN	25 - 300	
T [°C]	≥ -10 - ≤ +70	
<b>Applications</b>		Water supply systems, industry and building services. For controlling water levels.

<https://www.ksb.com/en-gb/lc/C52A>

## Pressure reducing valves to DIN/EN

### CONDA-VRC



PN	16/25/40/63	<b>Description</b> Direct-acting pressure reducing valve to DIN/EN with flanged ends (DN 50-150) or threaded ends (DN 15-50), body made of nodular cast iron; valve disc, stem and seat made of stainless steel.
DN	15 - 150	
T [°C]	≥ -10 - ≤ +70	
<b>Applications</b>		In water supply systems for controlling downstream pressure, in fire-fighting systems for reducing excess pressure caused by pumps, in irrigation systems, industry and building services as an efficient protection against water hammer.

<https://www.ksb.com/en-gb/lc/C53A>

## Pressure sustaining valves to DIN/EN

### CONDA-VSM



PN	16/25/40
DN	50 - 150
T [°C]	≥ -10 - ≤ +70

**Description**

Direct-acting pressure sustaining valve to DIN/EN with flanged ends, body made of nodular cast iron, valve disc, stem and seat made of stainless steel.

**Applications**

Controlling upstream pressure in water supply systems, irrigation systems or fire-fighting systems, in industry and building services.

<https://www.ksb.com/en-gb/lc/C53A>

## Air valves to DIN/EN

### BOAVENT-AVF



PN	16
DN	50 - 300
T [°C]	≥ -10 - ≤ +120

**Description**

Automatic air valve with two floats and three functions. Flanged ends, body made of nodular cast iron, double-chamber design with ABS floats. The air valve ensures proper operation of piping systems. It is specially designed to allow the entry and discharge of large volumes of air and the release of air pockets in working conditions.

**Applications**

Water supply, clean water, irrigation.

<https://www.ksb.com/en-gb/lc/B45A>

### BOAVENT-SIF



PN	16
DN	25 - 200
T [°C]	≥ -10 - ≤ +70

**Description**

Automatic air valve with one float and three functions. With flanged ends (DN 25-300R) or threaded ends (DN 25-150), body made of stainless steel, single-chamber design with polypropylene float. The air valve ensures proper operation of piping systems. It is specially designed to allow the entry and discharge of large volumes of air and the release of air pockets in working conditions.

**Applications**

Water supply, clean water, irrigation.

<https://www.ksb.com/en-gb/lc/B47A>

### BOAVENT-SVA



PN	16
DN	50 - 200
T [°C]	≥ -10 - ≤ +60

**Description**

Automatic air valve with one float and three functions. With flanged ends or threaded ends, body made of nodular cast iron, single-chamber design with polypropylene float. The air valve ensures proper operation of piping systems. It is specially designed to allow the entry and discharge of large volumes of air and the release of air pockets in working conditions.

**Applications**

Water supply, waste water, untreated waste water.

<https://www.ksb.com/en-gb/lc/B46A>

## BOAVENT-SVF



PN	16/25/40
DN	25 - 300
T [°C]	≥ -10 - ≤ +70

**Description**  
Automatic air valve with one float and three functions. With flanged ends (DN 25-300R) or threaded ends (DN 25-150), body made of nodular cast iron (PN 16-40) or carbon steel (PN 64), single-chamber design with polypropylene float. The air valve ensures proper operation of piping systems. It is specially designed to allow the entry and discharge of large volumes of air and the release of air pockets in working conditions.

**Applications**  
Water supply, clean water, irrigation.

<https://www.ksb.com/en-gb/lc/B47A>

## Vent valves for nuclear applications

## SISTO-VentNA



PN	16
DN	15
T [°C]	≥ -20 - ≤ +100

**Description**  
Soft-seated vent valve with butt weld ends, for nuclear applications

**Applications**  
Heating systems, air-conditioning systems.

<https://www.ksb.com/en-gb/lc/S53A>

## SISTO-KRVNA



PN	16
DN	25 - 100
T [°C]	≥ -20 - ≤ +100

**Description**  
Vent valve with flanged or butt weld ends, for nuclear applications, soft-seated, with floating ball.

**Applications**  
Tank venting, drainage systems.

<https://www.ksb.com/en-gb/lc/S35A>

## Gate valves to DIN/EN

## COBRA-SGP/SGO



PN	10/16
DN	40 - 600
T [°C]	≥ -10 - ≤ +110

**Description**  
Gate valve to DIN/EN with flanged ends, elastomer-coated wedge, bolted bonnet, rotating stem, inside screw, body made of nodular cast iron.

**Applications**  
Water supply systems, water treatment systems, air-conditioning systems.

 m, e

<https://www.ksb.com/en-gb/lc/C50A>

## COBRA-SMP



PN	16
DN	40 - 300
T [°C]	≥ -10 - ≤ +110

**Description**  
Gate valve to DIN/EN with flanged ends, bolted bonnet, metal-seated, rotating stem, inside screw, body and flexible wedge made of nodular cast iron, stem and seats made of stainless steel.

**Applications**  
Water supply systems, heating systems, air-conditioning systems, general industrial applications, building services.

m, e

<https://www.ksb.com/en-gb/lc/C47A>

## ECOLINE SP



PN	10/16/25
DN	40 - 600
T [°C]	≥ -10 - ≤ +110

**Description**  
Gate valve to DIN/EN with flanged ends, bolted bonnet, metal-seated, rotating stem, inside screw, body made of cast iron, seats made of brass.

**Applications**  
Water supply systems, heating systems, air-conditioning systems, general industrial applications, water engineering, building services.

m, e

<https://www.ksb.com/en-gb/lc/E71A>

## ECOLINE GT 40



PN	10 - 40
DN	50 - 600
T [°C]	≥ -10 - ≤ +400

**Description**  
Gate valve to DIN/EN with flanged ends or butt weld ends, bolted bonnet, body made of cast steel, non-rotating stem, with flexible wedge, seat/disc interface made of wear and corrosion resistant 13 % chrome steel or Stellite.

**Applications**  
Industrial plants, process engineering and shipbuilding. For water and steam. Other non-aggressive fluids such as gas or oil on request.

m, e

<https://www.ksb.com/en-gb/lc/EF2A>

## STAAL 40 AKD/AKDS



PN	10 - 40
DN	50 - 900
T [°C]	≥ -10 - ≤ +530

**Description**  
Gate valve to DIN/EN with flanged ends (AKD) or butt weld ends (AKDS), with bolted bonnet, body of forged or welded construction, non-rotating stem, split wedge with flexibly mounted discs for precise alignment with the body seats. Seat/disc interface made of wear and corrosion resistant 17 % chrome steel.

**Applications**  
Industrial plants, power stations, process engineering and shipbuilding. For water and steam. Other non-aggressive fluids such as gas or oil on request.

m, e

<https://www.ksb.com/en-gb/lc/S16A>

## STAAL 100 AKD/AKDS



PN	63 - 100
DN	50 - 600
T [°C]	≥ -10 - ≤ +530

**Description**  
Gate valve to DIN/EN with flanged ends (AKD) or butt weld ends (AKDS), with bolted bonnet, body of forged or welded construction, non-rotating stem, split wedge with flexibly mounted discs for precise alignment with the body seats. Seat/disc interface made of wear and corrosion resistant 17 % chrome steel or Stellite.

**Applications**  
Industrial plants, power stations, process engineering and shipbuilding. For water and steam. Other non-aggressive fluids such as gas or oil on request.

m, e, p

<https://www.ksb.com/en-gb/lc/S32A>

## AKG-A/AKGS-A



PN	63 - 160	<b>Description</b> Gate valve to DIN/EN with flanged ends (AKG-A) or butt weld ends (AKGS-A), pressure seal design, body of forged or welded construction, non-rotating stem, split wedge with flexibly mounted discs for precise alignment with the body seats. Seat/disc interface made of wear and corrosion resistant 17 % chrome steel or Stellite.
DN	65 - 300	
T [°C]	≥ -10 - ≤ +550	
		<b>Applications</b> Industrial plants, power stations, process engineering and shipbuilding. For water and steam. Other non-aggressive fluids such as gas or oil on request.

m, e, p

<https://www.ksb.com/en-gb/lc/A01A>

## ZTS



PN	≤ 600	<b>Description</b> Gate valve to DIN/EN or ANSI/ASME with butt weld ends, pressure seal design, billet-forged body, seat/disc interface made of wear and corrosion resistant Stellite, split wedge with flexibly mounted discs for precise alignment with the body seats.
Class	4500	
DN	50 - 800	
NPS [inch]	2 - 32	<b>Applications</b> Industrial plants, power stations, process engineering and shipbuilding. For water and steam. Other non-aggressive fluids such as gas or oil on request.
T [°C]	≥ -10 - ≤ +650	

m, e, p

<https://www.ksb.com/en-gb/lc/Z05A>

## Gate valves to ANSI/ASME

## ECOLINE GTB 800



Class	150 - 800	<b>Description</b> Gate valve to ANSI/ASME with threaded sockets (NPT) or socket weld ends (SW), cast steel/stainless steel body, trim and bellows made of stainless steel, bolted bonnet, outside screw and yoke, sealed by graphite gland packing and metal bellows, stainless steel/graphite gaskets.
NPS [inch]	½ - 2	
T [°C]	≥ 0 - ≤ +427	
		<b>Applications</b> Petrochemical plants, chemical plants, power stations, process engineering and general industrial applications; for thermal oil, steam, toxic and volatile fluids. Other fluids on request.

m, e

<https://www.ksb.com/en-gb/lc/E20A>

## ECOLINE GTC 150-600



Class	150 - 600	<b>Description</b> Gate valve to ANSI/ASME with flanged ends, cast steel A216 WCB, Trim 8 (Stellite/13 % chrome steel) for Class 150/300/600, Trim 5 (Stellite/Stellite) for Class 600, with bolted bonnet, outside screw and yoke, non-rotating stem, flexible wedge, graphite gland packing, stainless steel/graphite gaskets.
NPS [inch]	2 - 24	
T [°C]	≥ 0 - ≤ +649	
		<b>Applications</b> Industrial plants, power stations, process engineering, refineries, oil and marine applications; for water, steam, gas, oil and other non-aggressive fluids.

m, e

<https://www.ksb.com/en-gb/lc/E59A>

## ECOLINE GTF 150-600



Class	150 - 600	<b>Description</b> Gate valve to ANSI/ASME with flanged ends, forged steel A105, Trim 8 (Stellite/13 % chrome steel), with bolted bonnet, outside screw and yoke, non-rotating stem, single-piece wedge, graphite gland packing, stainless steel/graphite gaskets, reduced bore.
NPS [inch]	½ - 2	
T [°C]	≥ 0 - ≤ +816	
		<b>Applications</b> Industrial applications, power stations, process engineering, refineries, oil and marine applications; water, steam, gas, oil and other non-aggressive fluids.

m, e

<https://www.ksb.com/en-gb/lc/EF6A>

## ECOLINE GTF 800



Class	800	<b>Description</b>
NPS [inch]	½ - 2	Gate valve to ANSI/ASME with threaded sockets (NPT), butt weld ends (BW) or socket weld ends (SW), Trim 8 (Stellite/13 % chrome steel), with bolted bonnet, outside screw and yoke, single-piece wedge, graphite gland packing, stainless steel/graphite gaskets, available in carbon steel and alloy steel.
T [°C]	≥ 0 - ≤ +593	<b>Applications</b>
		Industrial applications, power stations, process engineering, refineries, oil and marine applications; water, steam, gas, oil and other non-aggressive fluids.

m, e

<https://www.ksb.com/en-gb/lc/E61A>

## ECOLINE GTV 150-300



Class	150 - 300	<b>Description</b>
NPS [inch]	2 - 12	Gate valve to ANSI/ASME with flanged ends, cast steel A216 WCB, A351 CF8/CF8M/CN7M, Trims 2/8/10/13 for Class 150/300, with bolted bonnet, outside screw and yoke, non-rotating stem, flexible wedge, graphite gland packing, stainless steel / graphite gasket.
T [°C]	≥ -29 - ≤ +427	<b>Applications</b>
		Fine chemicals, food industry, general industry; water, steam, gas and other fluids.

m, e

<https://www.ksb.com/en-gb/lc/EE9B>

## SICCA 150-600 GTC



Class	150 - 600	<b>Description</b>
NPS [inch]	2 - 24	Gate valve to ANSI/ASME with flanged or butt weld ends, with bolted bonnet, outside screw and yoke, flexible wedge, rising stem, non-rising handwheel, Stellite hard-faced seat/disc interface made of 13 % chrome steel, with graphite gasket and gland packing. Available in carbon steel, low-alloy steel and stainless steel.
T [°C]	≥ 0 - ≤ +593	<b>Applications</b>
		Power stations, general industry and process engineering. For water, steam, oil, gas and non-aggressive fluids. Other fluids on request.

m, e

<https://www.ksb.com/en-gb/lc/S77A>

## SICCA 900-3600 GTC



Class	900 - 3600	<b>Description</b>
NPS [inch]	2 - 32	Gate valve to ANSI/ASME with butt weld ends, pressure seal design, split wedge, outside screw and yoke, rising stem and non-rising handwheel, Stellite hard-faced seat/disc interface and back seat, with graphite gasket and gland packing. Available in carbon steel and alloy steel.
T [°C]	≥ 0 - ≤ +650	<b>Applications</b>
		Power stations, general industry and process engineering. For water, steam, oil, gas and non-aggressive fluids. Other fluids on request.

m, e

<https://www.ksb.com/en-gb/lc/S83A>

## SICCA 150-2500 GTF



Class	150 - 2500	<b>Description</b>
NPS [inch]	¼ - 2½	Gate valve to ANSI/ASME with NPT (F) threaded ends or socket weld ends, or integral flange (Class 150 - 600) with bolted bonnet (Class 150 - 800) or welded bonnet (Class 1500/2500), solid wedge, outside screw and yoke, Stellite hard-faced seat/disc interface made of 13 % chrome steel, with graphite gaskets and gland packing. Available in carbon steel, low-alloy steel and stainless steel.
T [°C]	≥ 0 - ≤ +816	<b>Applications</b>
		Refineries, power stations, general industry and process engineering. For water, steam, oil, gas and non-aggressive fluids. Other fluids on request.

m, e

<https://www.ksb.com/en-gb/lc/S79A>



## Gate valves for nuclear applications

### ZTN



PN	≤ 320
DN	80 - 700
T [°C]	≥ -29 - ≤ +365

**Description**

Gate valve with butt weld ends, for nuclear applications, with bolted or pressure seal bonnet, forged or welded body, non-rotating stem, in split-wedge or parallel-disc design, made of steel or stainless steel.

**Applications**

Reactor cooling, safety feed, feed water, live steam, cleaning and condensate systems.

m, e, p

<https://www.ksb.com/en-gb/lc/Z14A>

## Body pressure relief valves

### UGS



PN	≥ 40
DN	15

**Description**

Spring-loaded body pressure relief valve to DIN/EN, with or without bursting disc, for gate valves in pressure seal design.

**Applications**

Industrial plants, power stations, process engineering and shipbuilding. For water and steam. Other non-aggressive fluids such as gas or oil on request.

<https://www.ksb.com/en-gb/lc/U18A>

## Knife gate valves to DIN/EN

### HERA-BD



PN	10
DN	50 - 1200
T [°C]	≥ -10 - ≤ +120

**Description**

Knife gate valve to DIN/EN with wafer-type single-piece or two-piece body made of nodular cast iron, bi-directional, with gland packing, non-rising stem, corrosion-protected by epoxy coating.

**Applications**


Industrial plants, waste water engineering, process engineering and food industry. For water, waste water and solids-laden fluids. Other fluids on request.

m, e, p


<https://www.ksb.com/en-gb/lc/H62A>

## Knife gate valves to ANSI/ASME


### HERA-BDS

	Class	150	<b>Description</b> Knife gate valve to ANSI/ASME with full-lug body made of carbon steel or stainless steel; bi-directional, with gland packing, rubber-lined, rising stem, non-rising handwheel.
	DN	50 - 600	
	T [°C]	≥ -10 - ≤ +120	<b>Applications</b> Primarily in mining for handling slurries, abrasive fluids and high-density fluids; also in pulp applications, cement plants, waste water treatment plants and the chemical industry. Other fluids on request.
<span style="color: red;">●</span> m, e, p			<a href="https://www.ksb.com/en-gb/lc/H10A">https://www.ksb.com/en-gb/lc/H10A</a>

### HERA-BHT


	Class	150	<b>Description</b> Knife gate valve to ANSI/ASME with semi-lug body made of carbon steel or stainless steel, bi-directional, with gland packing, through-going blade, rising stem, non-rising handwheel, robust yoke for actuator mounting as standard.
	DN	80 - 600	
	T [°C]	≥ -10 - ≤ +100	<b>Applications</b> Primarily in mining for handling slurries and high-density fluids; excellent flow characteristic due to through-going blade; also in pulp applications and water applications. Other fluids on request.
<span style="color: red;">●</span> m, e, p			<a href="https://www.ksb.com/en-gb/lc/H09A">https://www.ksb.com/en-gb/lc/H09A</a>

### HERA-SH

	Class	150	<b>Description</b> Knife gate valve to ANSI/ASME with full-lug single-piece body made of carbon steel or stainless steel; uni-directional, with gland packing, rising stem, non-rising handwheel.
	DN	50 - 1000	
	T [°C]	≥ -10 - ≤ +180	<b>Applications</b> Industrial plants and waste water engineering, pulp and paper industry, food and beverage industry, chemical industry. For water, waste water and solids-laden fluids. Other fluids on request.
<span style="color: red;">●</span> m, e, p			<a href="https://www.ksb.com/en-gb/lc/HB5A">https://www.ksb.com/en-gb/lc/HB5A</a>

## Lift check valves to DIN/EN

### BOA-RPL/RPL F-F

	PN	10/16	<b>Description</b> Ball check valve to DIN/EN with flanged or female/female-threaded ends, made of nodular cast iron, NBR-coated ball, bolted cover, suitable for installation in vertical or horizontal pipes.
	DN	25 - 400	
	T [°C]	≥ -10 - ≤ +70	<b>Applications</b> Water supply systems, water treatment systems, waste water.
			<a href="https://www.ksb.com/en-gb/lc/B44A">https://www.ksb.com/en-gb/lc/B44A</a>

## BOA-RFV



PN	10/16/25/40/63
DN	40 - 600
T [°C]	≥ -10 - ≤ +90

**Description**

Nozzle check valve to DIN/EN with flanged ends, Venturi-type body, max. flow velocity 2.5 m/s. Body made of cast iron, check disc made of brass and cast iron, seat made of stainless steel. Suitable for installation in horizontal or vertical pipes. Rapid closure without surge pressures.

**Applications**

Water supply systems, heating systems, air-conditioning systems.

<https://www.ksb.com/en-gb/lc/B43A>

## BOA-RVK



PN	6/10/16
DN	15 - 200
T [°C]	≥ -20 - ≤ +250

**Description**

Lift check valve to DIN/EN with wafer-type body, centring aided by the body shape, shut-off by spring-loaded plate or valve disc guided by three stainless steel guiding pins. Low-noise designs with plastic plate (DN 15 - 100) or valve disc with O-ring (DN 125 - 200), maintenance-free.

**Applications**

Industrial plants and heating systems, liquids and gases, hot-water heating systems, high-temperature hot water heating systems, heat transfer systems. Any limits given in the technical codes must be complied with. Not suitable for fluids liable to attack the materials used. Other fluids on request.

<https://www.ksb.com/en-gb/lc/B11A>

## BOA-R



PN	6/16
DN	15 - 350
T [°C]	≥ -10 - ≤ +350

**Description**

Lift check valve to DIN/EN with flanged ends, spring-loaded valve disc, maintenance-free.

**Applications**

Hot-water heating systems, high-temperature hot water heating systems, heat transfer systems. General steam applications in building services and industry. Other fluids on request.

<https://www.ksb.com/en-gb/lc/B10A>

## NORI 40 RXL/RXS



PN	25/40
DN	10 - 300
T [°C]	≥ -10 - ≤ +450

**Description**

Lift check valve to DIN/EN with flanged ends (RXL), butt weld ends or socket weld ends (RXS), check disc with closing spring, seat/disc interface made of wear and corrosion resistant chrome steel or chrome nickel steel.

**Applications**

Industrial plants, power stations, process engineering and shipbuilding. For water and steam. Other non-aggressive fluids such as gas or oil on request.

<https://www.ksb.com/en-gb/lc/N00A>

## NORI 160 RXL/RXS



PN	63 - 160
DN	10 - 200
T [°C]	≥ -10 - ≤ +550

**Description**


Lift check valve to DIN/EN with flanged ends (RXL), butt weld ends or socket weld ends (RXS), check disc with closing spring, seat/disc interface made of wear and corrosion resistant 17 % chrome steel or Stellite.

**Applications**


Industrial plants, power stations, process engineering and shipbuilding. For water and steam. Other non-aggressive fluids such as gas or oil on request.

<https://www.ksb.com/en-gb/lc/N10A>

## RGS


	PN	250 - 500	<b>Description</b> Lift check valve to DIN/EN with butt weld or socket weld ends, Y-pattern, check disc with closing spring, pressure seal design, Hastelloy-faced body seats. <b>Applications</b> Industrial plants, power stations, process engineering and shipbuilding. For water and steam. Other non-aggressive fluids such as gas or oil on request.
	DN	10 - 50	
	T [°C]	≥ -10 - ≤ +580	
			<a href="https://www.ksb.com/en-gb/lc/R01A">https://www.ksb.com/en-gb/lc/R01A</a>

## BOACHEM-RXA


	PN	10 - 40	<b>Description</b> Lift check valve to DIN/EN with flanged ends, body made of stainless steel, check disc with closing spring, lapped seat/disc interface. <b>Applications</b> Process engineering, industry, building services, food and beverage industries, for aggressive fluids. Other fluids on request.
	DN	15 - 400	
	T [°C]	≥ -10 - ≤ +400	
			<a href="https://www.ksb.com/en-gb/lc/B37B">https://www.ksb.com/en-gb/lc/B37B</a>

## Lift check valves to ANSI/ASME


## ECOLINE PTF 150-600

	Class	150 - 600	<b>Description</b> Lift check valve to ANSI/ASME with flanged ends, forged steel A105, Trim 8 (Stellite/13 % chrome steel), reduced bore, with bolted cover, spring-loaded valve disc. <b>Applications</b> Industrial plants, power stations, process engineering, refineries, oil and marine applications; for water, steam, gas, oil and other non-aggressive fluids.
	NPS [inch]	½ - 2	
	T [°C]	≥ 0 - ≤ +816	
			<a href="https://www.ksb.com/en-gb/lc/E63A">https://www.ksb.com/en-gb/lc/E63A</a>

## ECOLINE PTF 800

	Class	800	<b>Description</b> Lift check valve to ANSI/ASME with threaded sockets (NPT), butt weld ends (BW) or socket weld ends (SW), Trim 8 (Stellite/13 % chrome steel), with bolted cover, spring-loaded valve disc, available in carbon steel and alloy steel. <b>Applications</b> Industrial plants, power stations, process engineering, refineries, oil and marine applications; for water, steam, gas, oil and other non-aggressive fluids.
	NPS [inch]	½ - 2	
	T [°C]	≥ 0 - ≤ +593	
			<a href="https://www.ksb.com/en-gb/lc/E64A">https://www.ksb.com/en-gb/lc/E64A</a>

## SICCA 150-4500 PCF

	Class	150 - 4500	<b>Description</b> Lift check valve to ANSI/ASME with threaded sockets (NPT), butt weld ends (BW) or socket weld ends (SW) or integral flange (Class 150 - 600), Trim 8 (Stellite/13 % chrome steel), with bolted cover (Class 150 - 800) or welded cover (Class 1500/2500/4500), spring-loaded check disc, available in carbon steel, low-alloy steel and stainless steel. <b>Applications</b> Refineries, power stations, general industry and process engineering. For water, steam, oil, gas and non-aggressive fluids. Other fluids on request.
	NPS [inch]	¼ - 2½	
	T [°C]	≥ 0 - ≤ +816	
			<a href="https://www.ksb.com/en-gb/lc/S81A">https://www.ksb.com/en-gb/lc/S81A</a>

## Lift check valves for nuclear applications

### NUCA 320/-A 320/-ES Type V



PN	≤ 210
DN	10 - 50
T [°C]	≥ -29 - ≤ +365

**Description**


Lift check valve for nuclear applications, with butt weld ends, replaceable seat (NUCA-ES), straight-way pattern, made of steel or stainless steel.

**Applications**

Feed water and live steam systems.

<https://www.ksb.com/en-gb/lc/N74A>

### RJN



PN	≤ 140
DN	80 - 600
T [°C]	≥ -29 - ≤ +300

**Description**

Damped lift check valve with butt weld ends, for nuclear applications, individually selectable damping characteristic, made of steel or stainless steel.

**Applications**

Feed water and live steam systems.

### RYN



PN	≤ 210
DN	65 - 300
T [°C]	≥ -29 - ≤ +365

**Description**

Combined lift check/shut-off valve with butt weld ends, for nuclear applications, Y-pattern, with gland packing or bellows, made of steel or stainless steel.

**Applications**

Feed water and live steam systems.

<https://www.ksb.com/en-gb/lc/R67A>

## Swing check valves to DIN/EN

### ECOLINE WT/WTI



PN	16
DN	50 - 300
T [°C]	≥ -10 - ≤ +110

**Description**

Swing check valve to DIN/EN with wafer-type body; body and valve disc made of carbon steel (WT) or stainless steel (WTI), O-ring made of Viton.

**Applications**

Irrigation systems, district heating, domestic water supply, waste water treatment plants, air-conditioning systems, cooling circuits, water supply systems.

<https://www.ksb.com/en-gb/lc/E80A>

## STAAL 40 AKK/AKKS



PN	10 - 40
DN	80 - 400
T [°C]	≥ -10 - ≤ +450

### Description

Swing check valve to DIN/EN with flanged ends (AKK) or butt weld ends (AKKS), with bolted cover, internally mounted hinge pin, body of welded construction, seat/disc interface made of wear and corrosion resistant 17 % chrome steel.

### Applications

Industrial plants, power stations, process engineering and shipbuilding. For water and steam. Other non-aggressive fluids such as gas or oil on request.

<https://www.ksb.com/en-gb/lc/S34A>

## STAAL 100 AKK/AKKS



PN	63 - 100
DN	80 - 400
T [°C]	≥ -10 - ≤ +530

### Description

Swing check valve to DIN/EN with flanged ends (AKK) or butt weld ends (AKKS), with bolted cover, internally mounted hinge pin, body of forged or welded construction, seat/disc interface made of wear and corrosion resistant 17 % chrome steel or Stellite.

### Applications

Industrial plants, power stations, process engineering and shipbuilding. For water and steam. Other non-aggressive fluids such as gas or oil on request.

<https://www.ksb.com/en-gb/lc/S36A>

## AKR/AKRS



PN	63 - 160
DN	80 - 300
T [°C]	≥ -10 - ≤ +550

### Description

Swing check valve to DIN/EN with flanged ends (AKR) or butt weld ends (AKRS), pressure seal design, internally mounted hinge pin, body of forged and welded construction, seat/disc interface made of wear and corrosion resistant 17 % chrome steel or Stellite.

### Applications

Industrial plants, power stations, process engineering and shipbuilding. For water and steam. Other non-aggressive fluids such as gas or oil on request.

<https://www.ksb.com/en-gb/lc/A03A>

## ZRS



PN	≤ 600
DN	50 - 800
T [°C]	≥ -10 - ≤ +650

### Description

Swing check valve to DIN/EN with butt weld ends, pressure seal design, internally mounted hinge pin, billet-forged body; seat/disc interface made of wear and corrosion resistant Stellite.

### Applications

Industrial plants, power stations, process engineering and shipbuilding. For water and steam. Other non-aggressive fluids such as gas or oil on request.

<https://www.ksb.com/en-gb/lc/Z01A>

## SISTO-RSK/RSKS



PN	16
DN	25 - 300
T [°C]	≥ -20 - ≤ +140

### Description

Swing check valve to DIN/EN with flanged ends, body with or without lining, soft-seated, no dead volumes, straight-way pattern, full bore, slanted seat, static sealing to atmosphere; with soft rubber encapsulated pre-loaded valve disc featuring short travel to closure.

### Applications

Building services, industry and power stations; suitable for drinking water, service water, fluids handled in the food and beverage industry, abrasive and aggressive products in chemical engineering and process engineering.

<https://www.ksb.com/en-gb/lc/S65A>

## SERIE 2000



PN	16/25	<b>Description</b> Dual-plate check valve with single-piece, wafer-type body made of lamellar graphite cast iron, nodular cast iron, steel or stainless steel; metal/elastomer-seated or metal/metal-seated, maintenance-free, connections to EN, ASME or JIS.
Class	150/300	
DN	50 - 600	
T [°C]	≥ -196 - ≤ +538	
		<b>Applications</b> Building services: heating, air-conditioning, water supply, irrigation, water treatment. General processes: water, air, gas. Process engineering, chemical and petrochemical industry, sugar industry, paper industry, water supply, desalination, marine applications: water, air, gas, hydrocarbons.

<https://www.ksb.com/en-gb/lc/S51A>

## Swing check valves to ANSI/ASME

## ECOLINE SCC 150-600



Class	150 - 600	<b>Description</b> Swing check valve to ANSI/ASME with flanged ends, cast steel A216 WCB, Trim 8 (Stellite/13 % chrome steel) for Class 150/300/600, Trim 5 (Stellite/Stellite) for Class 600, with bolted cover, internally mounted hinge pin (2"-12"), stainless steel/graphite gaskets.
NPS [inch]	2 - 24	
T [°C]	≥ 0 - ≤ +816	
		<b>Applications</b> Refineries, power stations, process engineering and general industry; water, steam, oil, gas. Other fluids on request.

<https://www.ksb.com/en-gb/lc/E68A>

## ECOLINE SCF 150-600



Class	150 - 600	<b>Description</b> Swing check valve to ANSI/ASME with flanged ends, forged steel A105, Trim 8 (Stellite/13 % chrome steel), reduced bore, with bolted cover, internally mounted hinge pin.
NPS [inch]	½ - 2	
T [°C]	≥ 0 - ≤ +816	
		<b>Applications</b> Industrial plants, power stations, process engineering, refineries, oil and marine applications; for water, steam, gas, oil and other non-aggressive fluids.

<https://www.ksb.com/en-gb/lc/EF7A>

## ECOLINE SCF 800



Class	800	<b>Description</b> Swing check valve to ANSI/ASME with threaded sockets (NPT), butt weld ends (BW) or socket weld ends (SW), Trim 8 (Stellite/13 % chrome steel), with bolted cover (Class 800) or welded cover (Class 1500 and 2500), internally mounted hinge pin, available in carbon steel and alloy steel.
NPS [inch]	½ - 2	
T [°C]	≥ 0 - ≤ +593	
		<b>Applications</b> Industrial plants, power stations, process engineering, refineries, oil and marine applications; for water, steam, gas, oil and other non-aggressive fluids.

<https://www.ksb.com/en-gb/lc/E70A>

## ECOLINE SCV 150-300



Class	150 - 300	<b>Description</b> Swing check valve to ANSI/ASME with flanged ends, cast steel A216 WCB, A351 CF8/CF8M/CN7M, Trims 2/8/10/13 for Class 150/300, with bolted cover and stainless steel / graphite gasket.
NPS [inch]	2 - 12	
T [°C]	≥ -29 - ≤ +427	
		<b>Applications</b> Fine chemicals, food industry and general industry. For water, steam, gas and other fluids. Other fluids on request.

<https://www.ksb.com/en-gb/lc/EF4B>

## SICCA 150-600 SCC



Class 150 - 600  
NPS [inch] 2 - 24  
T [°C]  $\geq 0$  -  $\leq +593$

### Description

Swing check valve to ANSI/ASME with flanged or butt weld ends, with bolted cover, internally bracket-mounted hinge pin (up to NPS 12) and body-mounted hinge pin (NPS > 12). Bigger nominal sizes with anti-slam/dash pot arrangement (optional), graphite gaskets. Stellite hard-faced seat/disc interface made of 13 % chrome steel. Available in carbon steel, low-alloy steel and stainless steel.

### Applications

Power stations, general industry and process engineering. For water, steam, oil, gas and non-aggressive fluids. Other fluids on request.

<https://www.ksb.com/en-gb/lc/S78A>

## SICCA 900-3600 SCC



Class 900 - 3600  
NPS [inch] 2 - 28  
T [°C]  $\geq 0$  -  $\leq +650$

### Description

Gate valve to ANSI/ASME with butt weld ends or flanged ends (on request), pressure seal design, split wedge, outside screw and yoke, rising stem and non-rising handwheel, Stellite hard-faced seat/disc interface and back seat, with graphite gasket and gland packing. Available in carbon steel and alloy steel.

### Applications

Power stations, general industry and process engineering. For water, steam, oil, gas and non-aggressive fluids. Other fluids on request.

<https://www.ksb.com/en-gb/lc/S84A>

## Swing check valves for nuclear applications

### SISTO-RSKNA



PN 16  
DN 25 - 300  
T [°C]  $\geq -20$  -  $\leq +100$

### Description

Swing check valve with flanged ends, body with or without lining, soft-seated, no dead volumes, straight-way pattern, full bore, slanted seat, static sealing to atmosphere; with soft rubber encapsulated pre-loaded valve disc featuring short travel to closure.

### Applications

Waste water systems, pump systems.

<https://www.ksb.com/en-gb/lc/S52A>

### ZRN



PN  $\leq 210$   
DN 80 - 700  
T [°C]  $\geq -29$  -  $\leq +365$

### Description

Swing check valve for nuclear applications, with butt weld ends, with bolted cover, internally mounted hinge pin, forged body made of steel or stainless steel.

### Applications

Safety feed, feed water, live steam and condensate systems.

<https://www.ksb.com/en-gb/lc/Z13A>



## Tilting disc check valves to DIN/EN

### COBRA-TDC01/03



PN	10/16/25/40
DN	150 - 1400
T [°C]	≥ -10 - ≤ +80

**Description**  
Tilting disc check valve to DIN/EN with flanged ends, with lever and counterweight/hydraulic damper, body and valve disc made of nodular cast iron, body seats made of stainless steel.

**Applications**  
Water supply systems

<https://www.ksb.com/en-gb/lc/C51A>

## Strainers to DIN/EN

### BOA-S



PN	6/16/25
DN	15 - 400
T [°C]	≥ -10 - ≤ +350

**Description**  
Strainer to DIN/EN with flanged ends, with standard or fine screen; all nominal sizes with drain plug in the cover. Made of grey cast iron or nodular cast iron.

**Applications**  
Hot-water heating systems, high-temperature hot water heating systems, heat transfer systems. General steam applications in building services and industry. Other fluids on request.

<https://www.ksb.com/en-gb/lc/B09A>

### NORI 40 FSL/FSS



PN	25/40
DN	15 - 300
T [°C]	≥ -10 - ≤ +450

**Description**  
Strainer to DIN/EN with flanged ends (FSL) or butt weld ends (FSS), made of cast steel, with standard or fine screen; all nominal sizes with drain plug in the cover, optional magnetic insert.

**Applications**  
Heat transfer systems, industrial plants, building services and shipbuilding. For thermal oils, water, steam, gas and other non-aggressive fluids. Other fluids on request.

<https://www.ksb.com/en-gb/lc/N33A>

### BOACHEM-FSA



PN	10 - 40
DN	15 - 400
T [°C]	≥ -10 - ≤ +400

**Description**  
Strainer to DIN/EN with flanged ends, body made of stainless steel, with standard or fine screen; all nominal sizes with drain plug in the cover.

**Applications**  
Process engineering, industry, building services, food and beverage industries, for aggressive fluids. Other fluids on request.

<https://www.ksb.com/en-gb/lc/B36B>

## Strainers to ANSI/ASME

### ECOLINE FYC 150-600



Class	150 - 600
NPS [inch]	2 - 12
T [°C]	≥ 0 - ≤ +816

**Description**  
Strainer to ANSI/ASME with flanged ends, Y-pattern, bolted cover, cast steel A216 WCB, screen made of stainless steel 304, mesh width 1.5 mm.

**Applications**  
Refineries, power stations, process engineering and general industry; water, steam, oil, gas. Other fluids on request.

<https://www.ksb.com/en-gb/lc/E53A>

### ECOLINE FYF 800



Class	800
NPS [inch]	½ - 2
T [°C]	≥ 0 - ≤ +816

**Description**  
Strainer to ANSI/ASME with threaded sockets (NPT) or socket weld ends (SW), Y-pattern, with bolted cover, forged steel A105, screen made of stainless steel 304. Mesh width 0.8 to 0.9 mm.

**Applications**  
Industrial plants, power stations, process engineering, refineries, oil and marine applications; for water, steam, gas, oil and other non-aggressive fluids.

<https://www.ksb.com/en-gb/lc/EG1A>

## Centred-disc butterfly valves

### BOAX-CBV13



PN	10/16
DN	50 - 1200
T [°C]	≥ -10 - ≤ +70

**Description**  
Centred-disc butterfly valve with epoxy coating. Perfect shut-off in either flow direction. Flanged ends to EN standards, body made of nodular cast iron, valve disc made of stainless steel.

**Applications**  
Shut-off or control duties, drinking water, seawater, water supply systems, water treatment systems and water distribution systems, waste water, irrigation, ultra-pure water, air, oil.

m, e, p

<https://www.ksb.com/en-gb/lc/B49A>

### BOAX-S/SF



PN	6/10/16
DN	20 - 600
T [°C]	≥ -10 - ≤ +130



**Description**  
Centred-disc butterfly valve, with heat barrier and elastomer liner (EPDM XU or Nitrile K), with lever, manual gearbox or electric actuator (BOAXMAT-S and BOAXMAT-SF); semi-lug body (T2) or full-lug body (T4) for downstream dismantling and dead-end service. Valve disc made of stainless steel 1.4308, connections to EN.

**Applications**  
Building services, heating, ventilation, air-conditioning systems, for drinking water.



m, e, p + AMTROBOX/AMTRONIC/SMARTRONIC

<https://www.ksb.com/en-gb/lc/B12A>



## BOAX-B

	PN	10/16	<b>Description</b> Centred-disc butterfly valve, sealed by elastomer liner (EPDM XC / XU or Nitrile K), with lever, manual gearbox, pneumatic or electric actuator; semi-lug body (T2), full-lug body (T4). Body types T2 and T4 are suitable for downstream dismantling and dead-end service. Valve disc made of nodular cast iron or stainless steel. Connections to EN.
	DN	40 - 1000	
	T [°C]	≥ -10 - ≤ +110	<b>Applications</b> Engineering contractors. General water circuits, fuel oil, oil. Shut-off and control duties in water management, water supply and water treatment, drainage and irrigation.
			<a href="https://www.ksb.com/en-gb/lc/B16A">https://www.ksb.com/en-gb/lc/B16A</a>



## ISORIA 10/16

	PN	10/16	<b>Description</b> Centred-disc butterfly valve, sealed by elastomer liner, with lever or manual gearbox, pneumatic, electric or hydraulic actuator. Wafer-type body (T1), semi-lug body (T2), full-lug body (T4) or U-section body with flat faces (T5). Body types T2 and T4 are suitable for downstream dismantling and dead-end service with counterflange. Connections to EN, ASME, JIS.
	DN	40 - 1000	
	T [°C]	≥ -10 - ≤ +200	<b>Applications</b> Shut-off and control duties in all industrial and energy sectors.
			<a href="https://www.ksb.com/en-gb/lc/I00A">https://www.ksb.com/en-gb/lc/I00A</a>



## ISORIA 20/25

	PN	20/25	<b>Description</b> Centred-disc butterfly valve, sealed by elastomer liner, with lever or manual gearbox, pneumatic, electric or hydraulic actuator. Semi-lug body (T2), full-lug body (T4) or U-section body with flat faces (T5). Body types T2, T4 and T5 are suitable for downstream dismantling and dead-end service with counterflange. Connections to EN, ASME, JIS.
	DN	32 - 1000	
	T [°C]	≥ -10 - ≤ +200	<b>Applications</b> Shut-off and control duties in all industrial and energy sectors.
			<a href="https://www.ksb.com/en-gb/lc/I02A">https://www.ksb.com/en-gb/lc/I02A</a>


## ISORIA 20 UL

	PN	16	<b>Description</b> Centred-disc butterfly valve, sealed by elastomer liner, with manual gearbox; semi-lug body (T2), full-lug body (T4). Body types T2 and T4 are suitable for downstream dismantling and dead-end service with counterflange. Connections to EN, ASME or JIS. Underwriter Laboratories (UL) approved.
	DN	40 - 700	
	T [°C]	≥ -10 - ≤ +200	<b>Applications</b> Fire protection
			

## MAMMOUTH


	PN	6/10/16/20/25	<b>Description</b> Centred-disc butterfly valve, sealed by elastomer liner, with manual gearbox, electric, hydraulic or counterweight actuator, U-section body with flat faces (T5), connections to EN, ASME or JIS.
	DN	1050 - 4000	
	T [°C]	≥ 0 - ≤ +80	<b>Applications</b> Water supply, water treatment, irrigation, drainage, desalination (reverse osmosis, multi-stage flash), industry. Cooling circuits and fire protection. Shipbuilding, steel industry and power stations (hydraulic, thermal, nuclear). Shut-off and control duties in all industrial sectors.
			<a href="https://www.ksb.com/en-gb/lc/M01A">https://www.ksb.com/en-gb/lc/M01A</a>

## KE


	PN	10	<b>Description</b> Centred-disc butterfly valve with PFA liner. With lever, manual gearbox, pneumatic or electric actuator. With wafer-type body (T1), full-lug body (T4) or U-section body with raised faces (T6). EN, ASME, JIS connections possible.
	DN	40 - 600	
	T [°C]	≥ -20 - ≤ +200	<b>Applications</b> In the chemical industry, highly corrosive fluids: toxic and highly corrosive fluids which cannot be handled by metals or elastomers, thus requiring the sole use of PFA. Moderately corrosive and aggressive fluids allowing the use of a PFA liner with a stainless steel valve disc. Fluids requiring absolutely safe handling.
m, e, h, p + AMTROBOX/AMTRONIC/SMARTRONIC		<a href="https://www.ksb.com/en-gb/lc/K02A">https://www.ksb.com/en-gb/lc/K02A</a>	

## Double-offset butterfly valves


## APORIS-DEB02

	PN	10/16/25/40	<b>Description</b> Double-offset butterfly valve with epoxy coating. Perfect shut-off in either flow direction. Flanged ends to EN standards, body and valve disc made of nodular cast iron.
	DN	100 - 2200	
	T [°C]	≥ -10 - ≤ +80	<b>Applications</b> Shut-off or control duties; drinking water, seawater, air, water engineering.
m, e, p		<a href="https://www.ksb.com/en-gb/lc/A80A">https://www.ksb.com/en-gb/lc/A80A</a>	

## DANAİS 150

	PN	≤ 25	<b>Description</b> Double-offset butterfly valve, with plastomer seat (also in fire-safe design), metal seat or elastomer seat (FKM [VITON R] or NBR [nitrile]). Lever or manual gearbox, pneumatic, electric or hydraulic actuator. Body made of nodular cast iron, cast steel, stainless steel or duplex stainless steel (254 SMO). Wafer-type body (T1), full-lug body (T4), T4 suitable for downstream dismantling and dead-end service with counterflange. Connections to EN, ASME or JIS. Fire-safe design tested and certified to API 607. Fugitive emissions performance tested and certified to EN ISO 15848-1. ATEX-compliant version in accordance with Directive 2014/34/EU.
	Class	150	
	DN	50 - 1200	
	T [°C]	≥ -50 - ≤ +260	
m, e, h, p + AMTROBOX/AMTRONIC/SMARTRONIC		<a href="https://www.ksb.com/en-gb/lc/D01A">https://www.ksb.com/en-gb/lc/D01A</a>	

## DANAİS MTII

	PN	25/50	<b>Description</b> Double-offset butterfly valve with plastomer seat or metal seat (fire-safe), without gland packing, maintenance-free, with lever or manual gearbox, pneumatic, electric or hydraulic actuator, body made of steel or stainless steel. Wafer-type body (T1), full-lug body (T4) or flanged body (T7) with flat or raised faces. Body types T4 and T7 are suitable for dead-end service. Connections to EN, ASME or JIS. Certified to German TA Luft Technical Guidelines on Air Quality Control.
	Class	150/300	
	DN	50 - 1200	
	T [°C]	≥ -50 - ≤ +260	
m, e, h, p + AMTROBOX/AMTRONIC/SMARTRONIC		<a href="https://www.ksb.com/en-gb/lc/D02A">https://www.ksb.com/en-gb/lc/D02A</a>	

## DANAIS CRYO



PN	10/20
Class	150
DN	80 - 1200
T [°C]	≥ -196 - ≤ +200

**Description**

Double-offset butterfly valve for cryogenic applications; body with flanged ends (T7) with raised faces, or body with butt weld ends made of stainless steel to ASME Class 150, JIS, fire-safe design.

**Applications**

Liquefied natural gas (LNG) in LNG terminals and LNG tank farms, for marine transport. Supply of liquefied natural gas, hydrogen or ammonia.

m, e, h, p + AMTROBOX/AMTRONIC/SMARTRONIC

<https://www.ksb.com/en-gb/lc/D40A>

## DANAIS CRYO AIR



PN	10/16
Class	150
DN	50 - 600
T [°C]	≥ -250 - ≤ +200

**Description**

Double-offset butterfly valve for cryogenic applications, wafer-type body (T1), full-lug body (T4).

**Applications**

Liquefied natural gas (LNG) in LNG terminals and LNG tank farms, for marine transport. Supply of liquefied natural gas, hydrogen or ammonia.

m, e, h, p + AMTROBOX/AMTRONIC/SMARTRONIC

<https://www.ksb.com/en-gb/lc/D16A>

## Triple-offset butterfly valves

## TRIODIS 150



PN	≤ 20
Class	150
DN	50 - 1200
T [°C]	≥ -196 - ≤ +450

**Description**

Triple-offset butterfly valve, metal-seated (fire-safe), without gland packing, maintenance-free, with lever or manual gearbox, pneumatic, electric or hydraulic actuator. Body made of steel or stainless steel, full-lug body (T4), flanged body (T7) with flat or raised faces, body with butt weld ends (BWSE). Body types T4 and T7 are suitable for dead-end service. Connections to EN, ASME or JIS. Connections to ASME: Schedule 10S, 10, STD and XS to NPS for valves with butt weld ends (other connections on request). Fugitive emissions performance tested and certified to EN ISO 15848-1. Certified to German TA Luft Technical Guidelines on Air Quality Control. Fire-safe design tested and certified to EN ISO 10497 (BS 6755 - API 6FA). ATEX-compliant version in accordance with Directive 2014/34/EU. In compliance with NACE MR0175 / ISO 15156 and MR 0103.

**Applications**

Natural gas liquefaction. All liquefied gases. Heat transfer fluids, oil, gas, petrochemical industry, tank farms, refineries, onshore and offshore plants.

m, e, h, p + AMTROBOX/AMTRONIC/SMARTRONIC

<https://www.ksb.com/en-gb/lc/T09A>

## TRIODIS 300



PN	≤ 50
Class	300
DN	80 - 1200
T [°C]	≥ -196 - ≤ +450

**Description**

Triple-offset butterfly valve, metal-seated (fire-safe), without gland packing, maintenance-free, with lever or manual gearbox, pneumatic, electric or hydraulic actuator. Body made of steel or stainless steel, full-lug body (T4), flanged body (T7) with flat or raised faces, body with butt weld ends (BWSE). Body types T4 and T7 are suitable for dead-end service. Connections to EN, ASME or JIS. Connections to ASME: Schedule 40S and STD to NPS for valves with butt weld ends (other connections on request). Fugitive emissions performance tested and certified to EN ISO 15848-1. Certified to German TA Luft Technical Guidelines on Air Quality Control. Fire-safe design tested and certified to EN ISO 10497 (BS 6755 - API 6FA). ATEX-compliant version in accordance with Directive 2014/34/EU. In compliance with NACE MR0175 / ISO 15156 and MR 0103.

**Applications**

Natural gas liquefaction. All liquefied gases. Heat transfer fluids, aggressive fluids, oil, gas, petrochemical industry, tank farms, refineries, onshore and offshore plants.

m, p + AMTROBOX/AMTRONIC/SMARTRONIC

<https://www.ksb.com/en-gb/lc/T11A>

## TRIODIS 600



PN	≤ 100
Class	600
DN	150 - 1000
T [°C]	≥ -196 - ≤ +450

### Description

Triple-offset butterfly valve, metal-seated (fire-safe), without gland packing, maintenance-free, with lever or manual gearbox, pneumatic, electric or hydraulic actuator. Body made of steel or stainless steel, full-lug body (T4), flanged body (T7) with flat or raised faces. Body types T4 and T7 are suitable for dead-end service. Connections to EN, ASME or JIS (other connections on request). Fugitive emissions performance tested and certified to EN ISO 15848-1. Certified to German TA Luft Technical Guidelines on Air Quality Control. Fire-safe design tested and certified to BS 6775-2. ATEX-compliant in accordance with Directive 2014/34/EU. In compliance with NACE MR0175 / ISO 15156 and MR 0103.

### Applications

Natural gas liquefaction. All liquefied gases. Heat transfer fluids, aggressive fluids, oil, gas, petrochemical industry, tank farms, refineries, onshore and offshore plants.

m, p + AMTROBOX/AMTRONIC/SMARTRONIC

<https://www.ksb.com/en-gb/lc/T12A>

## Butterfly valves for nuclear applications

### CLOSSIA



PN	≤ 5,5
DN	250/500/750/1000
T [°C]	≥ -20 - ≤ +170

### Description

Double-offset butterfly valve, metal-seated, maintenance-free. Steel body with one flanged and one weld end connection. With safety actuator with manual, pneumatic or electric actuation.

### Applications

In the containment of nuclear power stations.

m, e, p

<https://www.ksb.com/en-gb/lc/C71A>

## Combined butterfly/check valve

### DUALIS



DN	500 - 1400
T [°C]	≥ -10 - ≤ +65

### Description

Combined butterfly/check valve with single-acting hydraulically controlled counterweight actuator. For mounting on valves with DN 500 to 1400.

### Applications

For installation in the pump discharge lines of pumping stations. Power station cooling circuits. Protects pipelines and turbines.

<https://www.ksb.com/en-gb/lc/D03A>

## Single-piece ball valves

### MP-CI/MP-II



PN	16
DN	15 - 150
T [°C]	≥ -10 - ≤ +200

### Description

Ball valve to DIN/EN with wafer-type body made of Kanigen-treated carbon steel (MP/CI) or stainless steel (MP/II), stainless steel ball, PTFE/graphite seat.

### Applications

Irrigation and fire-fighting systems, domestic water supply, air-conditioning systems, cooling circuits, water supply systems.

m, p + AMTROBOX/AMTRONIC

<https://www.ksb.com/en-gb/lc/M77A>

## PROFIN VT1



PN	40
DN	8 - 50
T [°C]	≥ -20 - ≤ +150

### Description

Ball valve to ANSI/ASME with threaded ends (BSP), single-piece body, reduced bore, solid ball, blowout-proof shaft, body made of stainless steel.

### Applications

Spray irrigation systems, general irrigation systems, fire-fighting systems, air-conditioning systems, paint shops, snow-making systems, washing plants, water supply systems, mining, pressure boosting, chemical industry, process engineering, paper and pulp industry, domestic water supply, heating, ventilation and air-conditioning applications. For cleaning agents, condensate, cooling water, corrosive fluids, drinking water, fire-fighting water, lubricants, oil, river water, seawater, groundwater, service water, wash water and solvents.



<https://www.ksb.com/en-gb/lc/P03A>

## Two-piece ball valves

### ECOLINE BLT 150-300



Class	150 / 300
DN	15 - 300
T [°C]	≥ -10 - ≤ +200

### Description

Ball valve to ANSI/ASME with flanged ends, two-piece body, full bore, floating ball, plastomer sealing (also in fire-safe design).

### Applications

General industry, power stations, chemical industry, petrochemical industry and all related branches of industry, paper industry, food industry and pharmaceutical industry.



<https://www.ksb.com/en-gb/lc/E48A>

### PROFIN VT2L



PN	40
DN	8 - 80
T [°C]	≥ -20 - ≤ +150

### Description

Ball valve to ANSI/ASME with threaded ends (BSP), two-piece body, full bore, solid ball, anti-static design, blowout-proof shaft, body made of stainless steel.

### Applications

Spray irrigation systems, general irrigation systems, fire-fighting systems, air-conditioning systems, paint shops, snow-making systems, washing plants, water supply systems, mining, pressure boosting, chemical industry, process engineering, paper and pulp industry, domestic water supply, heating, ventilation and air-conditioning applications. For cleaning agents, condensate, cooling water, corrosive fluids, drinking water, fire-fighting water, lubricants, oil, river water, seawater, groundwater, service water, wash water and solvents.



<https://www.ksb.com/en-gb/lc/P12A>

## Three-piece ball valves

### ECOLINE BLC 1000



Class	1000 WOG
DN	8 - 100
T [°C]	≥ -10 - ≤ +200

### Description

Ball valve to ANSI/ASME with threaded ends (NPT), butt weld or socket weld ends, three-piece body, full bore, floating ball. Plastomer sealing (also in fire-safe design).



### Applications

General industry, power stations, chemical industry, petrochemical industry and all related branches of industry, paper industry, food industry and pharmaceutical industry.





<https://www.ksb.com/en-gb/lc/E47A>

## PROFIN S13



	PN	16/40	<b>Description</b> Ball valve to ANSI/ASME with flanged ends, threaded ends (BSP) or long butt weld ends, three-piece body, full bore, solid ball, top flange to ISO 5211, anti-static design, blowout-proof shaft, spring-loaded shaft seal, body made of stainless steel.
	DN	15 - 100	
	T [°C]	≥ -20 - ≤ +150	<b>Applications</b> Spray irrigation systems, general irrigation systems, fire-fighting systems, air-conditioning systems, paint shops, snow-making systems, washing plants, water supply systems, mining, pressure boosting, chemical industry and process engineering, paper and pulp industry, domestic water supply, heating, ventilation and air-conditioning systems. For cleaning agents, condensate, cooling water, corrosive fluids, drinking water, fire-fighting water, lubricants, oil, river water, seawater, groundwater, service water, wash water and solvents.
			<a href="https://www.ksb.com/en-gb/lc/P14A">https://www.ksb.com/en-gb/lc/P14A</a>

## PROFIN VT3



	PN	40	<b>Description</b> Ball valve to ANSI/ASME with flanged ends, threaded ends (BSP) or long butt weld ends, three-piece body, full bore, solid ball, blowout-proof shaft, body made of stainless steel.
	DN	8 - 100	
	T [°C]	≥ -20 - ≤ +150	<b>Applications</b> Spray irrigation systems, general irrigation systems, fire-fighting systems, air-conditioning systems, paint shops, snow-making systems, washing plants, water supply systems, mining, pressure boosting, chemical industry and process engineering, paper and pulp industry, domestic water supply, heating, ventilation and air-conditioning systems. For cleaning agents, condensate, cooling water, corrosive fluids, drinking water, fire-fighting water, lubricants, oil, river water, seawater, groundwater, service water, wash water and solvents.
			<a href="https://www.ksb.com/en-gb/lc/P13A">https://www.ksb.com/en-gb/lc/P13A</a>

## Soft-seated diaphragm valves to DIN/EN

### SISTO-KB

	PN	10	<b>Description</b> Diaphragm valve to DIN/EN with flanged ends; shut-off and sealing to atmosphere by diaphragm; hydraulically favourable body with or without lining, position indicator with integrated stem protection. DN 125 to DN 200 with threaded bush. All moving parts are separated from the fluid by the diaphragm. Maintenance-free.
	DN	15 - 200	
	T [°C]	≥ -20 - ≤ +140	<b>Applications</b> Building services, industry, power stations; suitable for abrasive and aggressive products such as service water, waste water, acids, alkaline solutions, sludges and suspensions.
			<a href="https://www.ksb.com/en-gb/lc/S47A">https://www.ksb.com/en-gb/lc/S47A</a>

### SISTO-16

	PN	16	<b>Description</b> Diaphragm valve to DIN/EN with flanged ends or threaded sockets; shut-off and sealing to atmosphere by completely enclosed spiral-supported diaphragm; body with or without lining, position indicator with integrated stem protection. All moving parts are separated from the fluid by the diaphragm. Maintenance-free.
	DN	15 - 300	
	T [°C]	≥ -10 - ≤ +160	<b>Applications</b> Building services, industry and power stations; suitable for drinking water, service water, air, oil, technical gases, fluids handled in the food and beverage industry, abrasive and aggressive products in chemical engineering and process engineering.
			<a href="https://www.ksb.com/en-gb/lc/S40A">https://www.ksb.com/en-gb/lc/S40A</a>



## SISTO-16S



PN	16	<b>Description</b> Diaphragm valve to DIN/EN with flanged ends, short face-to-face length; shut-off and sealing to atmosphere by completely enclosed spiral-supported diaphragm; body with or without lining, position indicator with integrated stem protection. All moving parts are separated from the fluid by the diaphragm. Maintenance-free.
DN	15 - 200	
T [°C]	≥ -20 - ≤ +160	
		<b>Applications</b> Building services, industry and power stations; suitable for drinking water, service water, air, oil, technical gases, fluids handled in the food and beverage industry, abrasive and aggressive products in chemical engineering and process engineering.

m, e, p

<https://www.ksb.com/en-gb/lc/S42A>

## SISTO-16RGAMaXX



PN	16	<b>Description</b> Diaphragm valve to DIN/EN with threaded sockets, made of stainless steel (1.4409), for drinking water installations to DIN 1988 in building services, DIN-DVGW-approved for water acc. to test W 270, in compliance with the latest elastomers guideline of the German Environment Agency and with KTW recommendations (use of elastomers in drinking water applications); shut-off and sealing to atmosphere by confined and spiral-supported SISTOMaXX diaphragm; position indicator with integrated stem protection. All moving parts are separated from the fluid by the diaphragm. Maintenance-free.
DN	15 - 80	
T [°C]	≥ -10 - ≤ +90	
		<b>Applications</b> Drinking water, particularly drinking water installations to DIN 1988, seawater, all service water qualities.

m

<https://www.ksb.com/en-gb/lc/S41A>

## SISTO-16TWA



PN	16	<b>Description</b> Diaphragm valve to DIN/EN with flanged ends, for drinking water installations to DIN 1988, DIN-DVGW-approved for water acc. to test W 270, in compliance with the latest elastomers guideline of the German Environment Agency; shut-off and sealing to atmosphere by confined and spiral-supported SISTOMaXX diaphragm; position indicator with integrated stem protection. All moving parts are separated from the fluid by the diaphragm. Maintenance-free.
DN	15 - 200	
T [°C]	≥ -10 - ≤ +140	
		<b>Applications</b> SISTO-16TWA (drinking water up to 90 °C): drinking water, particularly drinking water installations to DIN 1988, water containing chlorine, seawater, etc. SISTO-16HWA (hot water up to 140 °C): all service water qualities. SISTO-16 DLU (compressed air up to 90 °C): compressed air with oil content, oils and technical gases

m, e, p

<https://www.ksb.com/en-gb/lc/S43A>

## SISTO-20



PN	16	<b>Description</b> Diaphragm valve to DIN/EN with flanged ends, threaded sockets or socket weld ends; shut-off and sealing to atmosphere by completely enclosed spiral-supported diaphragm; body with or without lining, position indicator with integrated stem protection. All moving parts are separated from the fluid by the diaphragm. Maintenance-free.
DN	15 - 300	
T [°C]	≥ -20 - ≤ +160	
		<b>Applications</b> Building services, industry and power stations; suitable for drinking water, service water, air, oil, technical gases, fluids handled in the food and beverage industry, abrasive and aggressive products in chemical engineering and process engineering.

m, e, p

<https://www.ksb.com/en-gb/lc/S44A>

## SISTO-C



PN	16	<b>Description</b> Diaphragm valve with butt weld ends or clamps; straight-way, Y or T pattern, or as a multi-port valve; shut-off and sealing to atmosphere by completely enclosed diaphragm. No dead volumes, suitable for sterilisation, SIP/CIP-compliant design, position indicator. All moving parts are separated from the fluid by the diaphragm. Maintenance-free.
DN	6 - 200	
T [°C]	≥ -20 - ≤ +160	
		<b>Applications</b> Biotechnology, pharmaceutical industry, sterile processes, food and beverage industry.

m, p

<https://www.ksb.com/en-gb/lc/S46A>

## Diaphragm valves for nuclear applications

### SISTO-20NA



PN	20
DN	8 - 150
T [°C]	≥ -20 - ≤ +100

**Description**  
Diaphragm valve with butt weld ends, for nuclear applications, shut-off and sealing to atmosphere by completely enclosed spiral-supported diaphragm. All moving parts are separated from the fluid by the diaphragm. Maintenance-free.

**Applications**  
Cleaning systems, condensate and cooling water systems, waste water systems, auxiliary systems.

● m, e, p

<https://www.ksb.com/en-gb/lc/S49A>

### SISTO-DrainNA



PN	16
DN	15 - 25
T [°C]	≥ -20 - ≤ +100

**Description**  
Diaphragm valve with butt weld ends, for nuclear applications; shut-off and sealing to atmosphere by completely enclosed diaphragm. All moving parts are separated from the fluid by the diaphragm. Maintenance-free.

**Applications**  
Heating systems, air-conditioning systems, auxiliary systems.

● m

<https://www.ksb.com/en-gb/lc/S33A>

## Feed water bypass valves

### ZJSVM/RJSVM



PN	≤ 600
DN	100 - 800
T [°C]	≥ -10 - ≤ +450

**Description**  
Feed water bypass valve to DIN/EN with butt weld ends, pressure seal design, billet-forged body, Z or T pattern, seat/disc interface made of wear and corrosion resistant Stellite, controlled by process fluid.

**Applications**  
Industrial plants, power stations, process engineering and shipbuilding. For water and steam. Other non-aggressive fluids such as gas or oil on request.

● m, e, p

<https://www.ksb.com/en-gb/lc/Z08A>

## Expansion and anti-vibration joints

### ECOLINE GE1/GE2/GE3



PN	16
DN	15 - 300
T [°C]	≥ -10 - ≤ +105

**Description**  
Expansion joint to DIN/EN with flanged or threaded ends, made of EPDM elastomer or NBR, flanges made of nickel-coated carbon steel.

**Applications**  
Irrigation, domestic water supply, air-conditioning systems, cooling circuits, food and beverage industry, water treatment, water supply.

●

<https://www.ksb.com/en-gb/lc/E55A>

## ECOLINE GE4



PN 16  
DN 20 - 200  
T [°C]  $\geq -10 - \leq +100$

**Description**

Anti-vibration joint to DIN/EN, body made of EPDM, flanges to EN standards.


**Applications**

Irrigation, domestic water supply, air-conditioning systems, cooling circuits, food and beverage industry, water treatment, water supply.


<https://www.ksb.com/en-gb/lc/E55A>

## Levers

### CR/CM


	<p>T [°C]                    <math>\geq -20 - \leq +80</math></p>	<p><b>Description</b> Lever made of cast iron. CR type series: locks in 10 positions (open, closed and 8 evenly spaced intermediate positions). CM type series: same as CR, with special coating.</p> <p><b>Applications</b> Building services, water engineering, energy engineering and industry.</p>
---	---	---

### S/SR/SP



	<p>T [°C]                    <math>\geq -20 - \leq +80</math></p>	<p><b>Description</b> Lever made of light metal alloy; S type series: locks in limit positions (open and closed), SR type series: locks in 9 positions (open, closed and 7 evenly spaced intermediate positions), SP type series: locks in any position.</p> <p><b>Applications</b> Water engineering, energy engineering and industry</p>
---	---	--

## Manual gearboxes

### MN


	<p>Output torque [Nm]                    <math>\leq 250</math> Enclosure                                    IP67 T [°C]                                         <math>\geq -20 - \leq +80</math></p>	<p><b>Description</b> Manual actuator for operating quarter-turn valves. MN range manual gearbox, irreversible worm gear, handwheel-operated.</p> <p><b>Applications</b> Building services, general industrial applications, water and industrial processes in non-corrosive and non-saline environments.</p>
		<p><a href="https://www.ksb.com/en-gb/lc/M26A">https://www.ksb.com/en-gb/lc/M26A</a></p>

### MR


	<p>Output torque [Nm]                    <math>\leq 16000</math> Enclosure                                    IP67/IP68 T [°C]                                         <math>\geq -20 - \leq +80</math></p>	<p><b>Description</b> Heavy-duty manual actuator for operating quarter-turn valves. MR range manual gearbox, irreversible worm gear or patented AMRI yoke kinematics. Handwheel-operated as standard. Models MR 400 to 1600 can be fitted with actuators. Options include alternative operating mechanisms, limit switch box, low-temperature version, etc.</p> <p><b>Applications</b> Building services, industry and process engineering, water management, waste water management, energy, petroleum and natural gas, mining, dredgers and shipbuilding.</p>
<p> AMTROBOX</p>		<p><a href="https://www.ksb.com/en-gb/lc/M26A">https://www.ksb.com/en-gb/lc/M26A</a></p>

## Electric actuators


### ACTELEC - BERNARD CONTROLS

	Quarter-turn actuator	AQ1L - SQ120	<b>Description</b> Electric actuators by BERNARD CONTROLS for direct mounting on quarter-turn valves (actuator flange to ISO 5211) with a manual gearbox of the MR type series (actuator flange to ISO 5210). Power supply: single-phase AC, three-phase or direct current. Torque switch, travel stop and limit switch box as standard. For on/off or control duties. Integrated local control or remote control. <b>Applications</b> Water engineering, energy engineering and industry
	Multi-turn actuator	31 - 800	
	Enclosure	IP67	
	Output torque [Nm]	≤ 8000	
	T [°C]	≥ -20 - ≤ +80	
			<a href="https://www.ksb.com/en-gb/lc/A35A">https://www.ksb.com/en-gb/lc/A35A</a>

### ACTELEC - AUMA


	Quarter-turn actuator	SQ 05.2 - SQ 12	<b>Description</b> Electric actuators by AUMA for direct mounting on quarter-turn valves (actuator flange to ISO 5211) with a manual gearbox of the MR type series (actuator flange to ISO 5210). Power supply: single-phase AC, three-phase or direct current. Torque switch, travel stop and limit switch box as standard. For on/off or control duties. Integrated local control or remote control. <b>Applications</b> Water engineering, energy engineering and industry
	Multi-turn actuator	31 - 1600	
	Enclosure	IP67	
	Output torque [Nm]	≤ 16000	
			<a href="https://www.ksb.com/en-gb/lc/A35A">https://www.ksb.com/en-gb/lc/A35A</a>

### SISTO-LAE

	Type	AUMA	<b>Description</b> Multi-turn actuators for valves with rising stem, max. closing force 60,000 N, configurable as a function of flow characteristics and valve travel; open/closed-position feedback; factory-mounted. <b>Applications</b> Building services, industry, power stations, food industry, chemical industry.
	Multi-turn actuator		
	Enclosure	IP67	
	Output torque [Nm]	≤ 250	
			<a href="https://www.ksb.com/en-gb/lc/S62A">https://www.ksb.com/en-gb/lc/S62A</a>



## Hydraulic actuators

### HQ



	Output torque [Nm]	≤ 55000	<b>Description</b> Single-acting or double-acting hydraulic actuator (gas cartridge or spring) for mounting on quarter-turn valves (butterfly valves or ball valves). Actuator flange to ISO 5211. Control pressure up to 160 bar. Mounts on valves with square or flat shaft end. Force transmission via rack-and-pinion or scotch-yoke kinematics provides output torques of up to 55,000 Nm which are ideal for actuating quarter-turn valves. Equipped with a visual position indicator and adjustable travel stops for open/closed position as standard. Optional manual override. Can be equipped with a hydraulic power unit: for shut-off, as a safety block, ESD block, as a bypass device enabling manual override. Can be combined with all limit switch boxes of the AMTROBOX/AMTROBOX R type series. <b>Applications</b> Marine
	Enclosure	IP68	
	T [°C]	≥ -45 - ≤ +100	
			<a href="https://www.ksb.com/en-gb/lc/H15A">https://www.ksb.com/en-gb/lc/H15A</a>

## Pneumatic actuators


### ACTAIR NG

	Output torque [Nm] at a control pressure of 6 bar	≤ 8000	<b>Description</b> Double-acting pneumatic actuator for mounting on quarter-turn valves (butterfly valves or ball valves). Actuator flange to ISO 5211. Control pressure up to 8 bar. Mounts on valves with square or flat shaft end. Force transmission via scotch-yoke kinematics provides output torques of up to 8000 Nm which are ideal for actuating quarter-turn valves. Equipped with a visual position indicator and, depending on the actuator size, adjustable travel stops for open/closed position or closed position as standard. Optional separate or integrated manual override. Suitable for mounting control unit type series AMTROBOX, AMTRONIC, SMARTRONIC or any other device with an interface to VDI/VDE 3845.
	Enclosure T [°C]	IP68 ≥ -50 - ≤ +150	
			<a href="https://www.ksb.com/en-gb/lc/A59B">https://www.ksb.com/en-gb/lc/A59B</a>


### DYNACTAIR NG

	Output torque [Nm] at a control pressure of 6 bar	≤ 4000	<b>Description</b> Single-acting pneumatic actuator for mounting on quarter-turn valves (butterfly valves or ball valves). Actuator flange to ISO 5211. Control pressure up to 8 bar. Mounts on valves with square or flat shaft end. Force transmission via scotch-yoke kinematics provides output torques of up to 4000 Nm which are ideal for actuating quarter-turn valves. Reset to fail-safe position in case of control air failure is effected by means of spring assemblies. Equipped with a visual position indicator and, depending on the actuator size, adjustable travel stops for closed position or open/closed position as standard. Optional separate or integrated manual override. Suitable for mounting control unit type series AMTROBOX, AMTRONIC, SMARTRONIC or any other device with an interface to VDI/VDE 3845.
	Enclosure T [°C]	IP68 ≥ -50 - ≤ +150	
			<a href="https://www.ksb.com/en-gb/lc/D09B">https://www.ksb.com/en-gb/lc/D09B</a>


### SISTO-LAD

	Control air pressure [bar] Closing force [N]	≤ 6 ≤ 20000	<b>Description</b> Diaphragm actuator in compact design for mounting on valves with a linear stem movement (globe valves, diaphragm valves and gate valves). Available in single-acting spring-to-close or spring-to-open design, or double-acting air-to-open/air-to-close design; suitable for mounting limit switches or positioners to suit customer requirements, factory-mounted. Settings are adjusted during factory test run.
			<a href="https://www.ksb.com/en-gb/lc/S64A">https://www.ksb.com/en-gb/lc/S64A</a>


### SISTO-LAP

	Control air pressure [bar] Closing force [N]	5,5 - 10 ≤ 250000	<b>Description</b> Piston actuator in heavy-duty design for mounting on valves with a linear stem movement (globe valves, diaphragm valves and gate valves). Actuator flange to DIN/ISO 5210. Available in single-acting spring-to-close or spring-to-open design, or double-acting air-to-open/air-to-close design; suitable for mounting limit switches or positioners to suit customer requirements, factory-mounted. Settings are adjusted during factory test run.
			<a href="https://www.ksb.com/en-gb/lc/S63A">https://www.ksb.com/en-gb/lc/S63A</a>


## SISTO-C LAP

	Control air pressure [bar] Closing force [N]	5,5 - 7 ≤ 20000	<b>Description</b> Piston actuator made of high-grade stainless steel for use on diaphragm valves. Available in single-acting spring-to-close or spring-to-open design, or double-acting air-to-open/air-to-close design; suitable for mounting limit switches or positioners to suit customer requirements, factory-mounted. Settings are adjusted during factory test run. <b>Applications</b> Biotechnology, pharmaceutical industry, sterile processes, food and beverage industry.
---	---	--------------------	--

## MIL 37-38


	Permissible pressure [psi] Stroke [inch] NPS	65 ≤ 4 11 - 24	<b>Description</b> MIL 37 (fail-safe position: spring-to-close) and MIL 38 (fail-safe position: spring-to-open) are pneumatic single-spring diaphragm actuators for linear valves. <b>Applications</b> Ideally suited for all KSB MIL control valves with travels ranging from 0.125 to 4 inches; shut-off and control duties in industry, power stations, process engineering, chemical and petrochemical engineering.
			<a href="https://www.ksb.com/en-gb/lc/M79A">https://www.ksb.com/en-gb/lc/M79A</a>

## MIL 67-68

	Permissible pressure [psi] Stroke [inch] NPS	100 < 12 6 - 24	<b>Description</b> High-power high-performance double-acting piston actuator suitable for high supply air pressures (up to 100 psi; system air, natural gas or other non-corrosive gaseous fluids can be used). <b>Applications</b> Ideally suited for all KSB MIL control valves requiring greater power or stroke. Shut-off and control duties in industry, power stations, process engineering, chemical and petrochemical engineering.
			<a href="https://www.ksb.com/en-gb/lc/M80A">https://www.ksb.com/en-gb/lc/M80A</a>


## Actuator accessories

## RMD


	Enclosure T [°C]	IP65 ≥ -20 - ≤ +80	<b>Description</b> Manual override using a declutchable gear operator with handwheel for mounting on ACTAIR NG double-acting pneumatic actuators, DYNACTAIR NG single-acting pneumatic actuators and HQ single-acting or double-acting hydraulic actuators. The manual override is fitted between the valve and the actuator. The manual override has priority over the pneumatic or hydraulic actuator and is locked either in clutched or declutched position using the locking device. <b>Applications</b> Water engineering, energy engineering and industry
			<a href="https://www.ksb.com/en-gb/lc/R39A">https://www.ksb.com/en-gb/lc/R39A</a>

## Monitoring


### AMTROBOX

	Enclosure T [°C]	IP67/IP68 ≥ -20 - ≤ +80	<p><b>Description</b> Multi-functional AMTROBOX limit switch box. For open/closed position signalling via mechanical limit switches or proximity sensors. AMTROBOX (R1149) mounts on MR manual gearboxes, ACTAIR NG pneumatic actuators and HQ hydraulic actuators.</p> <p><b>Applications</b> Water engineering, building services and energy engineering</p>
			<a href="https://www.ksb.com/en-gb/lc/A34A">https://www.ksb.com/en-gb/lc/A34A</a>


### AMTROBOX EEx ia

	Enclosure T [°C]	IP67 ≥ -10 - ≤ +50	<p><b>Description</b> Multi-functional AMTROBOX limit switch box. For open/closed position signalling via mechanical limit switches or proximity sensors. AMTROBOX EEx ia (R1172): intrinsically safe version for potentially explosive atmospheres.</p> <p><b>Applications</b> Water engineering, building services and energy engineering</p>
			<a href="https://www.ksb.com/en-gb/lc/A34A">https://www.ksb.com/en-gb/lc/A34A</a>


### AMTROBOX ATEX Zone 22

	Enclosure T [°C]	IP67 ≥ -10 - ≤ +60	<p><b>Description</b> Multi-functional AMTROBOX limit switch box. For open/closed position signalling via mechanical limit switches or proximity sensors. AMTROBOX ATEX (X1140, X1149): ATEX-compliant version for potentially explosive dust atmospheres (Zone 22).</p> <p><b>Applications</b> Water engineering, building services and energy engineering</p>
			<a href="https://www.ksb.com/en-gb/lc/A34A">https://www.ksb.com/en-gb/lc/A34A</a>

### AMTROBOX F

	Enclosure T [°C]	IP67 ≥ -25 - ≤ +70	<p><b>Description</b> Limit switch box for mounting on levers and manual actuators with ISO 5211 interface for open/closed position signalling via proximity sensors. Mounts on lever type series S or C or on manual actuator type series MN or MR. Thanks to its particularly low height (&lt; 5 mm), it can be mounted between any valve and actuator with ISO 5211 interface.</p> <p><b>Applications</b> Water engineering, building services and energy engineering</p>
			<a href="https://www.ksb.com/en-gb/lc/A34A">https://www.ksb.com/en-gb/lc/A34A</a>

### AMTROBOX M

	Enclosure T [°C]	IP65 ≥ -20 - ≤ +80	<p><b>Description</b> Limit switch box specially designed for manual actuation. For open/closed position signalling via mechanical limit switches or proximity sensors. AMTROBOX M mounts on the S series of quarter-turn levers (R1020) and manual gearbox types MA 12 and MA 25 (R1021).</p> <p><b>Applications</b> Water engineering, building services and energy engineering</p>
			<a href="https://www.ksb.com/en-gb/lc/A46A">https://www.ksb.com/en-gb/lc/A46A</a>



## AMTROBOX R



Enclosure  
T [°C]

IP68  
≥ -45 - ≤ +80

### Description

Sturdy and multi-functional. For open/closed position signalling via mechanical limit switches or proximity sensors. AMTROBOX R (R1187) mounts on MR manual gearboxes, ACTAIR NG pneumatic actuators, HQ hydraulic actuators and any actuators with VDI/ VDE interface.

### Applications

Water engineering, energy engineering, offshore plants and heavy industry

<https://www.ksb.com/en-gb/lc/A47A>

## AMTROBOX R EEx ia



Enclosure  
T [°C]

IP68  
≥ -25 - ≤ +80

### Description

Sturdy and multi-functional. For open/closed position signalling via mechanical limit switches or proximity sensors. AMTROBOX R EEx ia (R1188): intrinsically safe version for potentially explosive atmospheres (Zones 0 + 21).

### Applications

Water engineering, energy engineering, offshore plants and heavy industry

<https://www.ksb.com/en-gb/lc/A47A>

## ON/OFF valve controllers

### AMTRONIC



Enclosure  
Control air pressure [bar]  
T [°C]

IP67  
3 - 8  
≥ -20 - ≤ +80

### Description

On/off control of pneumatic quarter-turn actuators and open/closed position signalling. Mounts directly on ACTAIR NG actuators with no need for a bracket, providing a rugged, compact and integrated solution. Its integrated directional control valve eliminates the need for any pneumatic lines between AMTRONIC and the actuator. The actuating time of the actuator can be set via AMTRONIC's air flow reducer. AMTRONIC can be connected to Profibus DP or AS-i field buses. AMTRONIC has been specially developed to reduce control unit cabling. Connection via field bus enables both power supply and control information exchange with the process control system.

### Applications

Water engineering, energy engineering and industry

<https://www.ksb.com/en-gb/lc/A63A>

### AMTRONIC Ex ia



Enclosure  
Control air pressure [bar]  
T [°C]

IP67  
3 - 8  
≥ -10 - ≤ +50

### Description

On/off control of pneumatic quarter-turn actuators and open/closed position signalling. Mounts directly on ACTAIR NG actuators with no need for a bracket, providing a rugged, compact and integrated solution. Its integrated directional control valve eliminates the need for any pneumatic lines between AMTRONIC and the actuator. The actuating time of the actuator can be set via AMTRONIC's air flow reducer. The intrinsically safe AMTRONIC Ex ia can be operated in potentially explosive atmospheres. It complies with Directive 2014/34/EU and is marked in accordance with CE 0081 Ex II 1 G. Type of protection Ex ia IIC T6 Ga in accordance with EN 60079-0 and EN 60079-11.

### Applications

Water engineering, energy engineering and industry

<https://www.ksb.com/en-gb/lc/A63A>

## Positioners

### SMARTRONIC MA



Enclosure IP67  
Control air pressure [bar] 2 - 7  
T [°C]  $\geq -20 - \leq +80$

**Description**  
SMARTRONIC MA (R1310) is an electro-pneumatic digital positioner powered via the 4-20 mA signal. Mounts on ACTAIR NG/DYNACTAIR NG actuators with direct compressed air supply, or on any type of quarter-turn actuator with VDI/VDE 3845 interface and linear actuators with NAMUR interface. SMARTRONIC MA reduces investment, commissioning and operating costs as the unit consumes no air while idle.

**Applications**  
Water engineering, energy engineering and industry

<https://www.ksb.com/en-gb/lc/S05A>

### SMARTRONIC AS-i



Enclosure IP67  
Control air pressure [bar] 3 - 8  
T [°C]  $\geq -20 - \leq +80$

**Description**  
Electro-pneumatic digital positioner for connection to an AS-i field bus. Certified by AS International. Mounts on ACTAIR NG/DYNACTAIR NG actuators with direct compressed air supply, or on any type of quarter-turn actuator with VDI/VDE 3845 interface and linear actuators with NAMUR interface.

**Applications**  
Water engineering, energy engineering and industry

<https://www.ksb.com/en-gb/lc/S03A>

## Intelligent positioners

### SMARTRONIC PC



Enclosure IP67  
Control air pressure [bar] 3 - 8  
T [°C]  $\geq -20 - \leq +80$

**Description**  
SMARTRONIC PC (R1312) is an intelligent, compact and innovative positioner. The integrated control offered by this multi-functional control unit represents the latest in open-loop and closed-loop control technology for valves. The unit attaches directly to ACTAIR NG and DYNACTAIR NG actuators with no need for a bracket or external piping, providing a rugged, compact overall solution. SMARTRONIC PC offers four functions: programmable characteristic curves for valve opening and closing, intelligent positioning, process monitoring and control. SMARTRONIC PC is PC programmable and can be connected to a Profibus DP field bus.

**Applications**  
Water engineering, energy engineering and industry

<https://www.ksb.com/en-gb/lc/S06A>

## **Legal information/Copyright**

Product Portfolio Valves | Actuators | Automation

All rights reserved. The contents provided herein must neither be distributed, copied, reproduced, edited or processed for any other purpose, nor otherwise transmitted, published or made available to a third party without the manufacturer's express written consent.

Subject to technical modification without prior notice.

© KSB SE & Co. KGaA, Frankenthal 09/12/2021



**KSB SE & Co. KGaA**  
Johann-Klein-Straße 9 • 67227 Frankenthal (Germany)  
Tel. +49 6233 86-0  
[www.ksb.com](http://www.ksb.com)