

Product Portfolio 2018

Valves | Actuators | Automation



Type Series Index

ACTAIR NG	62	ECOLINE GTF 800-2500	38	SISTO-RSKNA	47
ACTELEC (AUMA)	61	ECOLINE GTV 150-300	38	SISTO-VentNA	35
ACTELEC (BERNARD CONTROLS)	61	ECOLINE PTF 150-600	42	SMARTRONIC AS-i	66
AKG-A/AKGS-A	37	ECOLINE PTF 800-2500	42	SMARTRONIC MA	66
AKR/AKRS	44	ECOLINE SCC 150-600	45	SMARTRONIC PC	66
AMTROBOX	64	ECOLINE SCF 150-600	45	STAAL 100 AKD/AKDS	37
AMTROBOX ATEX Zone 22	64	ECOLINE SCF 800-2500	46	STAAL 100 AKK/AKKS	44
AMTROBOX EEx ia	64	ECOLINE SCV 150-300	46	STAAL 40 AKD/AKDS	36
AMTROBOX F	64	ECOLINE SP/SO	36	STAAL 40 AKK/AKKS	44
AMTROBOX M	64	ECOLINE VA 16	29		
AMTROBOX R	65	ECOLINE WT/WTI	44	TRIODIS 150	52
AMTROBOX R EEx ia	65			TRIODIS 300	53
AMTROBOX R Ex d	65	HERA-BD	40	TRIODIS 600	53
AMTRONIC	65	HERA-BDS	40		
APORIS	51	HERA-BHT	40	UGS	39
		HERA-SH	40		
		HQ	61	WADA GL 150	30
BOACHEM-FSA	48			WADA GT 150	39
BOACHEM-RXA	42	ISORIA 10/16	50	WADA SC 150	43
BOACHEM-ZXA	29	ISORIA 20 UL	51	WADA SC 150	46
BOACHEM-ZXAB	27	ISORIA 20/25	50		
BOA-Compact	25			ZJSVM/RJSVM	58
BOA-Compact EKB	25	KE	51	ZRN	47
BOA-Control SAR	33			ZRS	45
BOA-Control/BOA-Control IMS	33	MAMMOUTH	51	ZTN	39
BOA-CVE C/CS/W/IMS/EKB	32	MN	60	ZTS	37
BOA-CVE H	32	MP-CI/MP-II	54	ZXNB	31
BOA-CVP H	33	MR	60	ZXNVB	31
BOA-H	26			ZYNB/ZYN	31
BOA-H Mat E	32	NORI 160 RXL/RXS	42		
BOA-H Mat P	32	NORI 160 ZXL/ZXS	28		
BOA-H/HE/HV/HEV	26	NORI 160 ZXLF/ZXS F	28		
BOA-R	41	NORI 320 ZXSV	28		
BOA-RFV	41	NORI 40 FSL/FSS	48		
BOA-RPL	41	NORI 40 RXL/RXS	41		
BOA-RVK	41	NORI 40 ZXL/ZXS	27		
BOA-S	47	NORI 40 ZXLB/ZXSB	26		
BOA-SuperCompact	25	NORI 40 ZXLBV/ZXS BV	26		
BOAVENT-AVF	34	NORI 40 ZXLF/ZXS F	28		
BOAVENT-SIF	34	NORI 40 ZYLB/ZYSB	26		
BOAVENT-SVA	35	NORI 500 ZXSV	28		
BOAVENT-SVF	35	NUCA/-A/-ES, Type V	43		
BOA-W	25	NUCA/-A/-ES, Types I, II, IV	31		
BOAX-B	49				
BOAX-B APSAD	50	PROFIN-SI3FIT/-SI3IT/-SI3LIT	55		
BOAX-B DVGW	50	PROFIN-VT1	54		
BOAX-B FM	50	PROFIN-VT2L	54		
BOAX-B Gaz	49	PROFIN-VT3/-VT3L/-VT3F/-VT33L	55		
BOAX-CBV13	49				
BOAX-S/SF	49	RGS	42		
BOAX-S/SF Gaz	49	RJN	43		
		RMD	63		
CLOSSIA	53	RYN	43		
COBRA-SCBS	44				
COBRA-SGP/SGO/SGF	36	S/SR/SP	60		
COBRA-SMP	36	SERIE 2000	45		
COBRA-TDC01/03	47	SICCA 150-600 GLC	30		
CONDA-VLC	33	SICCA 150-600 GTC	38		
CONDA-VRC	34	SICCA 150-600 SCC	46		
CONDA-VSM	34	SICCA 800-1500 GTF	39		
CR/CM	60	SICCA 800-4500 GLF	30		
		SICCA 800-4500 PCF	43		
DANAİS 150	52	SICCA 900-2500 GLC	30		
DANAİS MTII	52	SICCA 900-3600 GTC	38		
DANAİS TBTII	52	SICCA 900-3600 SCC	46		
DUALIS	53	SISTO-10	56		
DYNACTAIR NG	62	SISTO-10M	56		
		SISTO-16	56		
ECOLINE BLC 1000	55	SISTO-16RGA	57		
ECOLINE BLT 150-300	54	SISTO-16S	56		
ECOLINE FYC 150-600	48	SISTO-16TWA/HWA/DLU	57		
ECOLINE FYF 800	48	SISTO-20	57		
ECOLINE GE1/GE2/GE3	58	SISTO-20NA	58		
ECOLINE GE4	59	SISTO-C	57		
ECOLINE GLB 150-600	27	SISTO-C LAP	63		
ECOLINE GLB 800	27	SISTO-DrainNA	58		
ECOLINE GLC 150-600	29	SISTO-KB	55		
ECOLINE GLF 150-600	29	SISTO-KBS	56		
ECOLINE GLF 800-2500	29	SISTO-KRVNA	35		
ECOLINE GLV 150-300	30	SISTO-LAD	62		
ECOLINE GT 40	36	SISTO-LAE	61		
ECOLINE GTB 800	37	SISTO-LAP	62		
ECOLINE GTC 150-600	37	SISTO-RSK/RSKS	45		
ECOLINE GTF 150-600	38				

Our tradition:

Competence since 1871

We have supplied generations of customers worldwide with pumps, valves, automation products and services. A company with that kind of experience knows that success is a process based on a stream of innovations. A process made possible by a close working alliance between developer and user, between production and practice.

Partners achieve more together.

We do everything possible to ensure that our customers always have access to the ideal product and system solution.

KSB is a loyal partner. And a strong one:

- Over 140 years' experience
- Present in more than 100 countries
- More than 16,000 employees
- More than 170 service centres worldwide
- Approximately 3,000 service specialists



Single-source supplier: your partner for pumps, valves and service

We assist our customers right through the product life cycle

A comprehensive product range, short response times and tailored service and spare parts solutions – no other competitor offers a comparable range of products and services. In all phases of the product life cycle, we are on hand to ensure that our customers secure long-term value from their systems.

We offer our customers a variety of services and spare parts solutions around pumps, valves, and other rotating equipment – also for non-KSB products:

- Technical consultancy
- Installation and commissioning
- Services provided on-site and in our service centres
- Inspection and maintenance
- Maintenance inspection management
- Framework agreements such as TPM® Total Pump Management
- Efficiency analysis with SES System Efficiency Service or Pump Operation Check
- Reverse engineering
- Inventory management
- Retrofitting as an alternative to buying a new product
- Spare parts in manufacturer's quality
- On-site training sessions
- Refurbishment and decommissioning

Ready wherever you are:

with a global service network and a 24-hour emergency service.



Our mission:

Certified quality assurance

First-class products and excellent service take top priority at KSB. To maintain this level of excellence, we have developed a modern quality management system with globally applicable guidelines. It is based on the Business Excellence model of the European Foundation for Quality Management, which already ensures improved quality management Europe-wide.

Our guidelines define uniform quality for all KSB locations and have helped us to optimise our manufacturing processes. The results are shorter delivery times and global availability of our products. These guidelines govern the way we act so comprehensively that even the competence of our consulting and the good value for money we offer are clearly stipulated. Like the 'Made in Germany' quality seal, we introduced internal certification as a sign of the highest quality: 'Made by KSB'.

Our five key goals:

- **Maximum customer satisfaction:** We do everything to fulfil our customers' wishes on time and in full.
- **Fostering quality awareness:** We put our quality commitment into daily practice – from executives to employees, whose qualifications and competence we foster through continuing training.
- **Prevention rather than cure:** We systematically analyse errors and prevent the causes.
- **Improvement in quality:** We continually optimise our processes in order to work more efficiently.
- **Involvement of suppliers:** We attach great importance to working together fairly and openly to achieve our shared goals.



As a signatory to the United Nations Global Compact, KSB is committed to endorsing the ten principles of the international community in the areas of human rights, labour standards, environmental protection and anti-corruption.





Industry 4.0: we have experience with the future

Digital networking of production systems is one of the key challenges ahead. An expert in engineering with long-standing experience in developing Industry 4.0 solutions, KSB is your ideal partner to achieve:

- Resource efficiency and optimised use of materials
- Availability and operating reliability
- Flexibility through short-term reconfigurability
- Reduction of time to market

Increase your system's productivity already today with KSB's smart products and services: Use our intelligent technologies designed to communicate, such as PumpDrive and PumpMeter, to lay a foundation for your smart factory. Find out more about our future-driven solutions at www.ksb.com/industry40

KSB Trademarks

Apart from the KSB umbrella brand, the following brand names identify quality products and services by the KSB Group:

amri

Butterfly valves

Under the AMRI brand, KSB sells its butterfly valves. They are used in building services, industry, water engineering and power generation applications. AMRI products include pneumatic, hydraulic and electric valve actuators as well as control systems.

SISTO®

Diaphragm valves

Under the SISTO brand, KSB sells its diaphragm valves. They perform shut-off duties in building services, industrial, water management and power generation applications. Under this brand name, KSB offers special valves for sterile processes including biotech applications.



General Information

Regional products	<p>Not all depicted products are available for sale in every country. Products only available in individual regions are indicated accordingly. Please contact your sales representative for details.</p>
Key to actuators	<p>In the Products section from page 25 the symbol  in conjunction with the relevant letter indicates the actuator type(s) available.</p> <ul style="list-style-type: none"> m = manual (lever, handwheel, etc.) e = electric actuator p = pneumatic actuator h = hydraulic actuator
Trademark rights	<p>All trademarks or company logos shown in the catalogue are protected by trademark rights owned by KSB SE & Co. KGaA and/or a KSB Group company. The absence of the "®" symbol should not be interpreted to mean that the term is not a registered trademark.</p>

Valves

Design/Application	Type series	Page	Automation	Water Transport and Treatment	Industry	Energy Conversion	Building Services	Solids Transport	Pharmaceuticals/ Food
Soft-seated globe valves to DIN/EN	BOA-SuperCompact	25	■		■		■		
	BOA-Compact	25	■		■		■		
	BOA-Compact EKB	25	■		■		■		
	BOA-WV	25	■	■	■		■		
Bellows-type globe valves to DIN/EN	BOA-H	26			■	■	■		
	BOA-H/HE/HV/HEV	26	■		■	■	■		
	NORI 40 ZXLBV/ZXSbv	26			■	■	■		
	NORI 40 ZXLB/ZXSB	26	■		■	■	■		
	NORI 40 ZYLB/ZYSB	26			■	■	■		
	BOACHEM-ZXAB	27	■		■	■	■		
Bellows-type globe valves to ANSI/ASME	ECOLINE GLB 150-600	27	■		■	■			■
	ECOLINE GLB 800	27	■		■	■			■
Globe valves to DIN/EN with gland packing	NORI 40 ZXL/ZXS	27			■	■	■		
	NORI 40 ZXL/ZXSf	28	■		■	■	■		
	NORI 160 ZXL/ZXS	28			■	■			
	NORI 160 ZXLf/ZXSf	28	■		■	■			
	NORI 320 ZXSV	28	■		■	■			
	NORI 500 ZXSV	28	■		■	■			
	BOACHEM-ZXA	29			■		■		
	ECOLINE VA 16	29			■		■		
Globe valves to ANSI/ASME with gland packing	ECOLINE GLC 150-600	29	■		■	■			
	ECOLINE GLF 150-600	29	■		■	■			
	ECOLINE GLF 800-2500	29	■		■	■			
	ECOLINE GLV 150-300	30	■		■	■			
	SICCA 150-600 GLC	30	■		■	■			
	SICCA 900-2500 GLC	30	■		■	■			
	SICCA 800-4500 GLF	30	■		■	■			
	WADA GL 150	30	■		■				
Globe valves for nuclear applications	NUCA/-A/-ES, Types I, II, IV	31	■			■			
	ZXNB	31	■			■			
	ZXNVB	31				■			
	ZYNB/ZYN	31	■			■			
Automated globe valves to DIN/EN	BOA-H Mat E	32	■		■	■	■		
	BOA-H Mat P	32	■		■	■	■		
Control valves to DIN/EN	BOA-CVE C/CSW/IMS/EKB	32	■	■	■		■		
	BOA-CVE H	32	■		■	■	■		
	BOA-CVP H	33	■		■	■	■		
Balancing and shut-off valves to DIN/EN	BOA-Control/BOA-Control IMS	33	■		■		■		
	BOA-Control SAR	33			■		■		
Level control valves to DIN/EN	CONDA-VLC	33		■					
Pressure reducing valves to DIN/EN	CONDA-VRC	34		■					
Pressure sustaining valves to DIN/EN	CONDA-VSM	34		■					
Air valves to DIN/EN	BOAVENT-AVF	34		■					
	BOAVENT-SIF	34		■					
	BOAVENT-SVA	35		■					
	BOAVENT-SVF	35		■					
Vent valves for nuclear applications	SISTO-VentNA	35				■	■		
	SISTO-KRVNA	35				■			

Design/Application	Type series	Page	Automation	Water Transport and Treatment	Industry	Energy Conversion	Building Services	Solids Transport	Pharmaceuticals/ Food
Gate valves to DIN/EN	COBRA-SGP/SGO/SGF	36		■	■		■		
	COBRA-SMP	36		■	■		■		
	ECOLINE SP/SO	36		■	■		■		
	ECOLINE GT 40	36	■		■				
	STAAL 40 AKD/AKDS	36	■		■	■			
	STAAL 100 AKD/AKDS	37	■		■	■			
	AKG-A/AKGS-A	37	■		■	■			
	ZTS	37	■		■	■			
Gate valves to ANSI/ASME	ECOLINE GTB 800	37	■		■	■			■
	ECOLINE GTC 150-600	37	■		■	■			
	ECOLINE GTF 150-600	38	■		■	■			
	ECOLINE GTF 800-2500	38	■		■	■			
	ECOLINE GTV 150-300	38	■		■	■			
	SICCA 150-600 GTC	38	■		■	■			
	SICCA 900-3600 GTC	38	■		■	■			
	SICCA 800-1500 GTF	39	■		■	■			
Gate valves for nuclear applications	WADA GT 150	39	■		■				
Body pressure relief valve	ZTN	39	■			■			
Knife gate valves to DIN/EN	UGS	39			■	■			
Knife gate valves to ANSI/ASME	HERA-BD	40	■	■	■		■	■	
	HERA-BDS	40	■	■	■			■	
	HERA-BHT	40	■	■	■			■	
	HERA-SH	40	■	■	■			■	
Lift check valves to DIN/EN	BOA-RPL	41		■			■		
	BOA-RFV	41		■	■		■		
	BOA-RVK	41			■	■	■		
	BOA-R	41			■	■	■		
	NORI 40 RXL/RXS	41			■	■	■		
	NORI 160 RXL/RXS	42			■	■			
	RGS	42			■	■			
	BOACHEM-RXA	42			■		■		
Lift check valves to ANSI/ASME	ECOLINE PTF 150-600	42			■	■			
	ECOLINE PTF 800-2500	42			■	■			
	SICCA 800-4500 PCF	43			■	■			
	WADA SC 150	43			■				
Lift check valves for nuclear applications	NUCA/-A/-ES, Type V	43				■			
	RJN	43				■			
	RYN	43	■			■			
Swing check valves to DIN/EN	COBRA-SCBS	44		■	■		■		
	ECOLINE WT/WTI	44			■		■		
	STAAL 40 AKK/AKKS	44			■	■			
	STAAL 100 AKK/AKKS	44			■	■			
	AKR/AKRS	44			■	■			
	ZRS	45			■	■			
	SISTO-RSK/RSKS	45		■	■	■		■	
	SERIE 2000	45		■	■		■		
Swing check valves to ANSI/ASME	ECOLINE SCC 150-600	45			■	■			
	ECOLINE SCF 150-600	45			■	■			
	ECOLINE SCF 800-2500	46			■	■			
	ECOLINE SCV 150-300	46			■	■			
	SICCA 150-600 SCC	46			■	■			
	SICCA 900-3600 SCC	46			■	■			
	WADA SC 150	46			■				
Swing check valves for nuclear applications	SISTO-RSKNA	47				■			
	ZRN	47				■			
Tilting disc check valves to DIN/EN	COBRA-TDC01/03	47		■	■	■			

Design/Application	Type series	Page	Automation	Water Transport and Treatment	Industry	Energy Conversion	Building Services	Solids Transport	Pharmaceuticals/ Food
Strainers to DIN/EN	BOA-S	47			■	■	■		
	NORI 40 FSL/FSS	48			■	■	■		
	BOACHEM-FSA	48			■		■		
Strainers to ANSI/ASME	ECOLINE FYC 150-600	48			■	■			
	ECOLINE FYF 800	48			■	■			
Centred-disc butterfly valves	BOAX-CBV13	49		■	■	■	■		
	BOAX-S/SF	49	■				■		
	BOAX-S/SF Gaz	49					■		
	BOAX-B	49	■	■	■		■		
	BOAX-B Gaz	49		■	■		■		
	BOAX-B APSAD	50			■		■		
	BOAX-B DVGW	50		■	■		■		
	BOAX-B FM	50			■		■		
	ISORIA 10/16	50	■	■	■	■		■	
	ISORIA 20/25	50	■	■	■	■	■		
	ISORIA 20 UL	51	■		■				
	MAMMOUTH	51	■	■	■	■			
	KE	51	■	■	■				
	APORIS	51		■	■	■			
Double-offset butterfly valves	DANAIS 150	52	■	■	■	■	■	■	
	DANAIS MTII	52	■		■	■		■	
	DANAIS TBTII	52	■		■				
	TRIODIS 150	52	■		■	■			
Triple-offset butterfly valves	TRIODIS 300	53	■		■	■			
	TRIODIS 600	53	■		■	■			
	CLOSSIA	53	■			■			
Combined butterfly/check valves	DUALIS	53		■					
Single-piece ball valves	MP-CI/MP-II	54	■	■					
	PROFIN-VT1	54		■	■		■		
Two-piece ball valves	ECOLINE BLT 150-300	54	■		■	■			■
	PROFIN-VT2L	54		■	■		■		
Three-piece ball valves	ECOLINE BLC 1000	55	■		■	■			■
	PROFIN-SI3FIT/-SI3IT/-SI3LIT	55	■	■	■		■		
	PROFIN-VT3/-VT3L/-VT3F/-VT33L	55		■	■		■		
	SISTO-KB	55	■	■	■	■		■	
Soft-seated diaphragm valves to DIN/EN	SISTO-KBS	56	■	■	■	■		■	
	SISTO-10	56	■	■	■	■			
	SISTO-10M	56	■	■	■	■	■		
	SISTO-16	56	■	■	■	■			
	SISTO-16S	56	■	■	■	■			
	SISTO-16RGA	57		■			■		
	SISTO-16TWA/HWA/DLU	57	■	■			■		
	SISTO-20	57	■		■	■			■
	SISTO-C	57	■	■					■
	SISTO-20NA	58	■			■			
Diaphragm valves for nuclear applications	SISTO-DrainNA	58				■			
Feed water bypass valves	ZJSVM/RJSVM	58	■		■	■			
Expansion and anti-vibration joints	ECOLINE GE1/GE2/GE3	58			■		■		
	ECOLINE GE4	59			■		■		

Actuators

Design/Application	Type series	Page	Water Transport and Treatment	Industry	Energy Conversion	Building Services	Solids Transport	Pharmaceuticals/ Food
Levers	CR/CM	60	■	■	■	■		
	S/SR/SP	60	■	■	■	■		
Manual gearbox	MN	60	■	■		■		
	MR	60	■	■	■	■	■	
Electric actuators	ACTELEC (AUMA)	61	■	■	■	■		
	ACTELEC (BERNARD CONTROLS)	61	■	■	■	■		
	SISTO-LAE	61	■	■	■	■	■	
Hydraulic actuators	HQ	61	■	■	■			
Pneumatic actuators	ACTAIR NG	62	■	■	■			
	DYNACTAIR NG	62	■	■	■			
	SISTO-LAD	62	■	■	■	■	■	
	SISTO-LAP	62	■	■	■	■	■	
	SISTO-C LAP	63						■
	RMD	63	■	■	■	■		
Control accessories								

KSB offers a wide range of actuators. Just contact our specialists.

Automation

Design/Application	Type series	Page	Water Transport and Treatment	Industry	Energy Conversion	Building Services	Solids Transport	Pharmaceuticals/ Food
Monitoring	AMTROBOX	64	■	■	■			
	AMTROBOX EEx ia	64	■	■	■			
	AMTROBOX ATEX Zone 22	64	■	■	■			
	AMTROBOX F	64	■		■	■		
	AMTROBOX M	64	■	■	■	■		
	AMTROBOX R	65	■	■	■			
	AMTROBOX R EEx ia	65	■	■	■			
	AMTROBOX R Ex d	65	■	■	■			
ON/OFF valve controllers	AMTRONIC	65	■	■	■			
Positioners	SMARTRONIC MA	66	■	■	■			
	SMARTRONIC AS-i	66	■	■	■			
Intelligent positioners	SMARTRONIC PC	66	■	■	■			

Fluids handled

	BOA-SuperCompact BOA-Compact BOA-Compact EKB BOA-W	BOA-H BOA-H/HE/HV/HEV NORI 40 ZXLBV/ZXSbv NORI 40 ZXLB/ZXSb NORI 40 ZYLB/ZYSB BOACHEM-ZXAB	ECOLINE GLB 150-600 ECOLINE GLB 800	NORI 40 ZXL/ZXS NORI 40 ZXLf/ZXSf NORI 160 ZXL/ZXS NORI 160 ZXLf/ZXSf NORI 320 ZXSv NORI 500 ZXSv BOACHEM-ZXA ECOLINE VA 16	SICCA 150-600 GLC SICCA 900-2500 GLC SICCA 800-4500 GLF ECOLINE GLC 150-600 ECOLINE GLF 150-600 ECOLINE GLF 800-2500 ECOLINE GLV 150-300 WADA GL 150
Abrasive fluids					
Waste water with faeces					
Waste water without faeces					
Aggressive fluids					
Inorganic fluids					
Activated sludge					
Brackish water					
Service water					
Steam					
Distillate					
Explosive fluids					
Digested sludge					
Solids-laden fluids					
Solids (ore, sand, gravel, ash)					
Flammable fluids					
River, lake and groundwater					
Liquefied gas					
Fluids containing gas					
Gases					
Harmful fluids					
Toxic fluids					
High-temperature hot water					
Heating water					
Highly aggressive fluids					
Condensate					
Corrosive fluids					
Valuable fluids					
Fuels					
Cooling water					
Highly volatile fluids					
Fire-fighting water					
Solvents					
Seawater					
Fluids containing mineral oils					
Oils					
Organic fluids					
Polymerising/crystallising fluids					
Radioactive fluids					
Cleaning agents					
Raw sludge					
Lubricants					
Grey water					
Brine					
Feed water					
Dipping paints					
Drinking water					
Vacuum					
Thermal oils					
Wash water					

[illegible]

Fluids handled

[illegible]

Fluids handled

[illegible]

Fluids handled

		MP-CI/MP-II PROFIN-VT1		ECOLINE BLT 150-300 PROFIN-VT2L		ECOLINE BLC 1000 PROFIN-SI3FIT PROFIN-SI3IT PROFIN-SI3LIT PROFIN-VT3 PROFIN-VT3L PROFIN-VT3F PROFIN-VT33L																																																																																																																																																																																																																																																																																																																																																																																																																																																																																																																																																																																																																																																																																																																																																																																																																																																																																																																																																																																																																																																																																																																																																																																																																																																																																																																																																																																																												
--	--	---------------------------	--	------------------------------------	--	--	--	--	--	--	--	--	--	--	--	--	--	--	--	--	--	--	--	--	--	--	--	--	--	--	--	--	--	--	--	--	--	--	--	--	--	--	--	--	--	--	--	--	--	--	--	--	--	--	--	--	--	--	--	--	--	--	--	--	--	--	--	--	--	--	--	--	--	--	--	--	--	--	--	--	--	--	--	--	--	--	--	--	--	--	--	--	--	--	--	--	--	--	--	--	--	--	--	--	--	--	--	--	--	--	--	--	--	--	--	--	--	--	--	--	--	--	--	--	--	--	--	--	--	--	--	--	--	--	--	--	--	--	--	--	--	--	--	--	--	--	--	--	--	--	--	--	--	--	--	--	--	--	--	--	--	--	--	--	--	--	--	--	--	--	--	--	--	--	--	--	--	--	--	--	--	--	--	--	--	--	--	--	--	--	--	--	--	--	--	--	--	--	--	--	--	--	--	--	--	--	--	--	--	--	--	--	--	--	--	--	--	--	--	--	--	--	--	--	--	--	--	--	--	--	--	--	--	--	--	--	--	--	--	--	--	--	--	--	--	--	--	--	--	--	--	--	--	--	--	--	--	--	--	--	--	--	--	--	--	--	--	--	--	--	--	--	--	--	--	--	--	--	--	--	--	--	--	--	--	--	--	--	--	--	--	--	--	--	--	--	--	--	--	--	--	--	--	--	--	--	--	--	--	--	--	--	--	--	--	--	--	--	--	--	--	--	--	--	--	--	--	--	--	--	--	--	--	--	--	--	--	--	--	--	--	--	--	--	--	--	--	--	--	--	--	--	--	--	--	--	--	--	--	--	--	--	--	--	--	--	--	--	--	--	--	--	--	--	--	--	--	--	--	--	--	--	--	--	--	--	--	--	--	--	--	--	--	--	--	--	--	--	--	--	--	--	--	--	--	--	--	--	--	--	--	--	--	--	--	--	--	--	--	--	--	--	--	--	--	--	--	--	--	--	--	--	--	--	--	--	--	--	--	--	--	--	--	--	--	--	--	--	--	--	--	--	--	--	--	--	--	--	--	--	--	--	--	--	--	--	--	--	--	--	--	--	--	--	--	--	--	--	--	--	--	--	--	--	--	--	--	--	--	--	--	--	--	--	--	--	--	--	--	--	--	--	--	--	--	--	--	--	--	--	--	--	--	--	--	--	--	--	--	--	--	--	--	--	--	--	--	--	--	--	--	--	--	--	--	--	--	--	--	--	--	--	--	--	--	--	--	--	--	--	--	--	--	--	--	--	--	--	--	--	--	--	--	--	--	--	--	--	--	--	--	--	--	--	--	--	--	--	--	--	--	--	--	--	--	--	--	--	--	--	--	--	--	--	--	--	--	--	--	--	--	--	--	--	--	--	--	--	--	--	--	--	--	--	--	--	--	--	--	--	--	--	--	--	--	--	--	--	--	--	--	--	--	--	--	--	--	--	--	--	--	--	--	--	--	--	--	--	--	--	--	--	--	--	--	--	--	--	--	--	--	--	--	--	--	--	--	--	--	--	--	--	--	--	--	--	--	--	--	--	--	--	--	--	--	--	--	--	--	--	--	--	--	--	--	--	--	--	--	--	--	--	--	--	--	--	--	--	--	--	--	--	--	--	--	--	--	--	--	--	--	--	--	--	--	--	--	--	--	--	--	--	--	--	--	--	--	--	--	--	--	--	--	--	--	--	--	--	--	--	--	--	--	--	--	--	--	--	--	--	--	--	--	--	--	--	--	--	--	--	--	--	--	--	--	--	--	--	--	--	--	--	--	--	--	--	--	--	--	--	--	--	--	--	--	--	--	--	--	--	--	--	--	--	--	--	--	--	--	--	--	--	--	--	--	--	--	--	--	--	--	--	--	--	--	--	--	--	--	--	--	--	--	--	--	--	--	--	--	--	--	--	--	--	--	--	--	--	--	--	--	--	--	--	--	--	--	--	--	--	--	--	--	--	--	--	--	--	--	--	--	--	--	--	--	--	--	--	--	--	--	--	--	--	--	--	--	--	--	--	--	--	--	--	--	--	--	--	--	--	--	--	--	--	--	--	--	--	--	--	--	--	--	--	--	--	--	--	--	--	--	--	--	--	--	--	--	--	--	--	--	--	--	--	--	--	--	--	--	--	--	--	--	--	--	--	--	--	--	--	--	--	--	--	--	--	--	--	--	--	--	--	--	--	--	--	--	--	--	--	--	--	--	--	--	--	--	--	--	--	--	--	--	--	--	--	--	--	--	--	--	--	--	--	--	--	--	--	--	--	--	--	--	--	--	--	--	--	--	--	--	--	--	--	--	--	--	--	--	--	--	--	--	--	--	--	--	--	--	--	--	--	--	--	--	--	--	--	--	--	--	--	--	--	--	--	--	--	--	--	--	--	--	--	--	--	--	--	--	--	--	--	--	--	--	--	--	--	--	--	--	--	--	--	--	--	--	--	--	--	--	--	--	--	--	--	--	--	--	--	--	--	--	--	--	--	--	--	--	--	--	--	--	--	--	--	--	--	--	--	--	--	--	--	--	--	--	--	--	--	--	--	--	--	--	--	--	--	--	--	--	--	--	--	--	--	--	--	--	--	--	--	--	--	--	--	--	--	--	--	--	--	--	--	--	--	--	--	--	--	--	--	--	--	--	--	--	--	--	--	--	--	--	--	--	--	--	--	--	--	--	--	--	--	--	--	--	--	--	--	--	--	--	--	--	--	--	--	--	--	--	--	--	--	--	--	--	--	--	--	--	--	--	--	--	--	--	--	--	--	--	--	--	--	--	--	--	--	--	--	--	--	--	--	--	--	--	--	--	--	--	--	--	--	--	--	--	--	--	--	--	--	--	--	--	--	--	--	--	--	--	--	--	--	--	--	--	--	--	--	--	--	--	--	--	--	--	--	--	--	--	--	--	--	--	--	--	--	--	--	--	--	--	--	--	--	--	--	--	--	--	--	--	--	--	--	--	--	--	--	--	--	--	--	--	--	--	--	--	--	--	--	--	--	--	--	--	--	--	--	--	--	--	--	--	--	--	--	--	--	--	--	--	--	--	--	--	--	--	--	--	--	--	--	--	--	--	--	--	--	--	--

Applications

[illegible]

Applications

[illegible]

Applications

[illegible]

Applications



		RGS BOACHEM-RXA	ECOLINE PTF 150-600 ECOLINE PTF 800-2500 SICCA 800-4500 PCF WADA SC 150	NUCAI/-A/-ES, Type V RJN RYN	COBRA-SCBS ECOLINE WT/WTI STAAL 40 AKK/AKKs STAAL 100 AKK/AKKs AKR/AKR-S ZRS SISTO-RSK/RKS SERIE 2000	ECOLINE SCC 150-600 ECOLINE SCF 150-600 ECOLINE SCF 800-2500 ECOLINE SCV 150-300 SICCA 150-600 SCC SICCA 900-3600 SCC WADA SC 150	SISTO-RSKNA ZRN	COBRA-TDC01/03
	Lift check valves to DIN/EN		Lift check valves to ANSI/ASME	Lift check valves for nuclear applications	Swing check valves to DIN/EN	Swing check valves to ANSI/ASME	Swing check valves for nuclear applications	Tilting disc check valves to DIN/EN
Spray irrigation								
Mining Irrigation								
Chemical industry Pressure boosting Disposal Drainage Descaling units District heating Solids Transport Fire-fighting systems Gas pipelines Gas storage facilities Maintaining groundwater levels Domestic water supply HVAC systems Homogenisation Industrial recirculation systems Nuclear power stations Boiler feed applications Boiler recirculation Waste water treatment plants Air-conditioning systems Condensate transport Fossil-fuelled power stations Cooling circuits Paint shops Food and beverages industries Seawater desalination/reverse osmosis Mixing Paper and pulp industry Petrochemical industry Pharmaceutical industry Pipelines and tank farms Refineries Flue gas desulphurisation Rainwater harvesting Recirculation Shipbuilding Sludge disposal Sludge processing Snow-making systems Swimming pools Keeping in suspension Thermal oil circulation Process engineering Heat recovery systems Hot-water heating systems Washing plants Water treatment Water extraction Water supply Sugar industry								

Applications



[illegible]

Soft-seated globe valves to DIN/EN



BOA-SuperCompact

	PN	6/10/16	Description: Globe valve to DIN/EN with wafer-type body, super-compact DN face-to-face length to EN 558/94, slanted seat, bonnetless; with flange alignment holes for centring, dead-end service and downstream dismantling; insulating cap with anti-condensation feature as standard, position indicator, locking device, travel stop, soft main and back seat; maintenance-free, full insulation possible. Applications: Hot-water heating systems up to 120 °C. Air-conditioning systems. Not suitable for fluids containing mineral oils, steam or fluids liable to attack EPDM and cast iron. Other fluids on request.	
	DN	20 - 200		
	T _{min.} [°C]	≥ -10		
	T _{max.} [°C]	≤ +120		
e, m			http://shop.ksb.com/catalog/k0/en/product/ES000312	



BOA-Compact

	PN	6/16	Description: Globe valve to DIN/EN with flanged ends, short face-to-face length to EN 558/14, slanted seat, bonnetless, EPDM-encapsulated throttling plug, soft main and back seat, position indicator, locking device, travel stop, insulating cap with anti-condensation feature; maintenance-free, full insulation possible. Applications: Hot-water heating systems up to 120 °C. Air-conditioning systems. Not suitable for fluids containing mineral oils, steam or fluids liable to attack EPDM and cast iron. Other fluids on request.	
	DN	15 - 200		
	T _{min.} [°C]	≥ -10		
	T _{max.} [°C]	≤ +120		
e, m			http://shop.ksb.com/catalog/k0/en/product/ES000310	

BOA-Compact EKB




	PN	10/16	Description: Globe valve to DIN/EN with flanged ends, compact face-to-face length for drinking water supply systems, with electrostatic plastic coating inside and outside, slanted seat, bonnetless, EPDM-encapsulated throttling plug, position indicator, locking device, travel stop, soft main and back seat; maintenance-free (PN 10 DVGW-approved). Applications: Water supply systems, drinking water, air-conditioning systems. Cooling circuits. Suitable for installation in copper pipes as per installation instructions (operating manual). Not suitable for fluids containing mineral oils, steam or fluids liable to attack EPDM and the electrostatic plastic coating. Other fluids on request.	
	DN	15 - 200		
	T _{min.} [°C]	≥ -10		
	T _{max.} [°C]	≤ +80		
e, m			http://shop.ksb.com/catalog/k0/en/product/ES000311	

BOA-W




	PN	6/16	Description: Globe valve to DIN/EN with flanged ends, standard face-to-face length to EN 558/1, slanted seat, bonnetless, EPDM-encapsulated throttling plug, soft main and back seat, position indicator, locking device, travel stop, insulating cap with anti-condensation feature; maintenance-free, full insulation possible. Applications: Hot-water heating systems up to 120 °C. Air-conditioning systems. Not suitable for fluids containing mineral oils, steam or fluids liable to attack EPDM and cast iron. Other fluids on request.	
	DN	15 - 200		
	T _{min.} [°C]	≥ -10		
	T _{max.} [°C]	≤ +120		
e, m			http://shop.ksb.com/catalog/k0/en/product/ES000309	

Bellows-type globe valves to DIN/EN




BOA-H

	PN	16/25	Description: Bellows-type globe valve to DIN/EN with flanged ends, with shut-off valve disc or throttling plug, standard position indicator with colour coding for identification of valve design, replaceable valve disc; bellows protected when valve is in fully open position; seat/disc interface made of wear and corrosion resistant chrome steel or chrome nickel steel. Applications: Hot-water heating systems, high-temperature hot water systems, cooling circuits, heat transfer systems, general steam applications in building services and industry. Other fluids on request.	
	DN	15 - 350		
	T _{min.} [°C]	≥ -10		
	T _{max.} [°C]	≤ +350		
 m			http://shop.ksb.com/catalog/k0/en/product/ES000328	




BOA-H/HE/HV/HEV

	PN	25/40	Description: Bellows-type globe valve to DIN/EN with flanged, butt weld or socket weld ends, with shut-off valve disc or throttling plug, seat/disc interface made of wear and corrosion resistant chrome steel or chrome nickel steel. Applications: In industrial plants, building services, power stations and shipbuilding. For water and steam. Other non-aggressive fluids such as gas or oil on request.	
	DN	10 - 350		
	T _{min.} [°C]	≥ -10		
	T _{max.} [°C]	≤ +450		
 e, m, p			http://shop.ksb.com/catalog/k0/en/product/ES000329	




NORI 40 ZXLBV/ZXSBV

	PN	25/40	Description: Bellows-type globe valve to DIN/EN with flanged, butt weld or socket weld ends, tapered shut-off valve disc or throttling plug, two-piece stem, integrated position indicator, seat/disc interface made of wear and corrosion resistant chrome steel or chrome nickel steel. Applications: In industrial plants, power stations, process engineering and shipbuilding. For water and steam. Other non-aggressive fluids such as gas or oil on request.	
	DN	10 - 200		
	T _{min.} [°C]	≥ -10		
	T _{max.} [°C]	≤ +450		
 m			http://shop.ksb.com/catalog/k0/en/product/ES000334	

NORI 40 ZXLB/ZXSB

	PN	25/40	Description: Bellows-type globe valve to DIN/EN with flanged, butt weld or socket weld ends, tapered shut-off valve disc or throttling plug, two-piece stem, integrated position indicator, seat/disc interface made of wear and corrosion resistant chrome steel or chrome nickel steel. Applications: In industrial plants, power stations, process engineering and shipbuilding. For water and steam. Other non-aggressive fluids such as gas or oil on request.	
	DN	10 - 200		
	T _{min.} [°C]	≥ -10		
	T _{max.} [°C]	≤ +450		
 e, m, p			http://shop.ksb.com/catalog/k0/en/product/ES000332	

NORI 40 ZYLB/ZYSB

	PN	25/40	Description: Bellows-type globe valve to DIN/EN with flanged or butt weld ends, Y-valve, replaceable throttling plug (up to DN 100) or shut-off valve disc (DN 125 and above), single-piece non-rotating stem, position indicator, travel stop, locking device; seat/disc interface made of wear and corrosion resistant chrome steel or chrome nickel steel. Applications: In heat transfer systems, industrial plants, building services and shipbuilding. For thermal oils, water, steam, gas and other non-aggressive fluids. Other fluids on request.	
	DN	15 - 300		
	T _{min.} [°C]	≥ -10		
	T _{max.} [°C]	≤ +450		
 m			http://shop.ksb.com/catalog/k0/en/product/ES000521	

BOACHEM-ZXAB



PN	10 - 40
DN	15 - 400
T _{min.} [°C]	≥ -10
T _{max.} [°C]	≤ +400

Description:

Bellows-type globe valve to DIN/EN with flanged ends, body made of stainless steel, with replaceable on/off disc or throttling plug.

Applications:

Process engineering, industry, building services, food and beverages industries, for aggressive fluids. Other fluids on request.



e, m, p

<http://shop.ksb.com/catalog/k0/en/product/ES000337>

Bellows-type globe valves to ANSI/ASME

ECOLINE GLB 150-600



Class	150 - 600
NPS [inch]	2 - 12
T _{min.} [°C]	≥ 0
T _{max.} [°C]	≤ +427

Description:

Globe valve to ANSI/ASME with flanged ends, cast steel/stainless steel body, trim and bellows made of stainless steel, with bolted bonnet, outside screw and yoke, sealed by graphite gland packing and metal bellows, stainless steel/graphite gaskets.

Applications:

Petrochemical plants, chemical plants, power stations, process engineering and general industry; for thermal oil, steam, toxic and volatile fluids. Other applications on request.



e, m

<http://shop.ksb.com/catalog/k0/en/product/ES000901>

ECOLINE GLB 800



Class	150 - 800
NPS [inch]	½ - 2
T _{min.} [°C]	≥ 0
T _{max.} [°C]	≤ +427

Description:

Globe valve to ANSI/ASME, with threaded sockets (NPT) or socket weld ends (SW), forged steel/stainless steel body, trim and bellows made of stainless steel, outside screw and yoke, sealed by graphite gland packing and metal bellows, stainless steel/graphite gaskets.

Applications:

Petrochemical plants, chemical plants, power stations, process engineering and general industry; for thermal oil, steam, toxic and volatile fluids. Other applications on request.



e, m

<http://shop.ksb.com/catalog/k0/en/product/ES000902>

Globe valves to DIN/EN with gland packing

NORI 40 ZXL/ZXS



PN	25/40
DN	10 - 400
T _{min.} [°C]	≥ -10
T _{max.} [°C]	≤ +450

Description:

Globe valve to DIN/EN with flanged, butt weld or socket weld ends, with gland packing, with shut-off valve disc or throttling plug, rotating stem, seat/disc interface made of wear and corrosion resistant chrome steel or chrome nickel steel.

Applications:



In industrial plants, power stations, process engineering and shipbuilding. For water and steam. Other non-aggressive fluids such as gas or oil on request.





m

<http://shop.ksb.com/catalog/k0/en/product/ES000339>



NORI 40 ZXLF/ZXSf

	PN	25/40	Description: Globe valve to DIN/EN with flanged, butt weld or socket weld ends, with gland packing, with shut-off valve disc or throttling plug, non-rotating stem, integrated position indicator, seat/disc interface made of wear and corrosion resistant chrome steel or chrome nickel steel. Applications: In industrial plants, power stations, process engineering and shipbuilding. For water and steam. Other non-aggressive fluids such as gas or oil on request.	
	DN	10 - 200		
	T _{min.} [°C]	≥ -10		
	T _{max.} [°C]	≤ +450		
e, m, p			http://shop.ksb.com/catalog/k0/en/product/ES000341	



NORI 160 ZXL/ZXS

	PN	63 - 160	Description: Globe valve to DIN/EN with flanged, butt weld or socket weld ends, with gland packing, with shut-off valve disc or throttling plug, rotating stem, seat/disc interface made of wear and corrosion resistant 17 % chrome steel or Stellite. Applications: In industrial plants, power stations, process engineering and shipbuilding. For water and steam. Other non-aggressive fluids such as gas or oil on request.	
	DN	10 - 200		
	T _{min.} [°C]	≥ -10		
	T _{max.} [°C]	≤ +550		
m			http://shop.ksb.com/catalog/k0/en/product/ES000343	



NORI 160 ZXLF/ZXSf

	PN	63 - 160	Description: Globe valve to DIN/EN with flanged, butt weld or socket weld ends, with gland packing, with shut-off valve disc or throttling plug, non-rotating stem, integrated position indicator, seat/disc interface made of wear and corrosion resistant 17 % chrome steel or Stellite. Applications: In industrial plants, power stations, process engineering and shipbuilding. For water and steam. Other non-aggressive fluids such as gas or oil on request.	
	DN	10 - 200		
	T _{min.} [°C]	≥ -10		
	T _{max.} [°C]	≤ +550		
e, m, p			http://shop.ksb.com/catalog/k0/en/product/ES000345	

NORI 320 ZXSV

	PN	250 - 320	Description: Globe valve to DIN/EN with flanged, butt weld or socket weld ends, gland packing, throttling plug, non-rotating stem, bayonet-type body/yoke joint, integrated position indicator, seat/disc interface made of Stellite. Applications: In industrial plants, power stations, process engineering and shipbuilding. For water and steam. Other non-aggressive fluids such as gas or oil on request.	
	DN	10 - 50		
	T _{min.} [°C]	≥ -10		
	T _{max.} [°C]	≤ +580		
e, m, p			http://shop.ksb.com/catalog/k0/en/product/ES000347	

NORI 500 ZXSV

	PN	250 - 500	Description: Globe valve to DIN/EN with butt weld or socket weld ends, gland packing, throttling plug, non-rotating stem, bayonet-type body/yoke joint, integrated position indicator, seat/disc interface made of Stellite. Applications: In industrial plants, power stations, process engineering and shipbuilding. For water and steam. Other non-aggressive fluids such as gas or oil on request.	
	DN	10 - 65		
	T _{min.} [°C]	≥ -10		
	T _{max.} [°C]	≤ +650		
e, m, p			http://shop.ksb.com/catalog/k0/en/product/ES000350	

BOACHEM-ZXA



PN	10 - 40
DN	15 - 400
T _{min.} [°C]	≥ -10
T _{max.} [°C]	≤ +400

Description:

Globe valve to DIN/EN with flanged ends, body made of stainless steel, with gland packing, rotating stem, with on/off disc or throttling plug.

Applications:

Process engineering, industry, building services, food and beverages industries, for aggressive fluids. Other fluids on request.



m

<http://shop.ksb.com/catalog/k0/en/product/ES000354>

ECOLINE VA 16



PN	16
DN	15 - 250
T _{min.} [°C]	≥ -10
T _{max.} [°C]	≤ +300

Description:

Globe valve to DIN/EN with flanged ends, body made of cast iron, with gland packing, rotating stem, with shut-off valve disc or throttling plug.

Applications:

District heating, domestic water supply, air-conditioning systems, cooling circuits, high-temperature hot water heating systems, water supply.



e, m

<http://shop.ksb.com/catalog/k0/en/product/ES000673>

Globe valves to ANSI/ASME with gland packing

ECOLINE GLC 150-600



Class	150 - 600
NPS [inch]	2 - 12
T _{min.} [°C]	≥ 0
T _{max.} [°C]	≤ +816

Description:

Globe valve to ANSI/ASME with flanged ends, cast steel A216 WCB, Trim 8 (Stellite/13 % chrome steel) for Class 150/300/600, Trim 5 (Stellite/Stellite) for Class 600, with bolted bonnet, outside screw and yoke, graphite gland packing, stainless steel/graphite gaskets.

Applications:

Refineries, power stations, process engineering and general industrial applications; water, steam, oil, gas. Other applications on request.



e, m

<http://shop.ksb.com/catalog/k0/en/product/ES000775>

ECOLINE GLF 150-600



Class	150 - 600
NPS [inch]	½ - 2
T _{min.} [°C]	≥ 0
T _{max.} [°C]	≤ +816

Description:

Globe valve to ANSI/ASME with flanged ends, forged steel A105, Trim 8 (Stellite/13 % chrome steel), with bolted bonnet, outside screw and yoke, graphite gland packing, stainless steel/graphite gaskets, reduced bore.

Applications:

Industrial applications, power stations, process engineering, refineries, oil and marine applications; for water, steam, gas, oil and other non-aggressive fluids.



e, m

<http://shop.ksb.com/catalog/k0/en/product/ES000426>

ECOLINE GLF 800-2500



Class	800 - 2500
NPS [inch]	½ - 2
T _{min.} [°C]	≥ 0
T _{max.} [°C]	≤ +538

Description:

Globe valve to ANSI/ASME with threaded sockets (NPT), butt weld ends (BW) or socket weld ends (SW), Trim 8 (Stellite/13 % chrome steel), with bolted bonnet (Class 800) or welded bonnet (Class 1500 and 2500), outside screw and yoke, graphite gland packing, stainless steel/graphite gaskets, available in carbon steel and alloy steel.

Applications:




Industrial applications, power stations, process engineering, refineries, oil and marine applications; for water, steam, gas, oil and other non-aggressive fluids.






e, m

<http://shop.ksb.com/catalog/k0/en/product/ES000796>




ECOLINE GLV 150-300

	Class	150 - 300	Description: Globe valve to ANSI/ASME with flanged ends, cast steel A351 CF8/CF8M, Trim 2 (304/304) and Trim 10 (316/316) for Class 150/300, with bolted bonnet, outside screw and yoke, integral seat, graphite gland packing, stainless steel/graphite gaskets. Applications: Fine chemicals, food industry, general industry. For water, steam, gas and other fluids. Other applications on request.	
	NPS [inch] T _{min.} [°C] T _{max.} [°C]	½ - 12 ≥ 0 ≤ +816		
 e, m			http://shop.ksb.com/catalog/k0/en/product/ES000584	




SICCA 150-600 GLC

	Class	150 - 600	Description: Globe valve to ANSI/ASME with flanged or butt weld ends, bolted bonnet, outside screw and yoke. Rotating, rising stem, seat/disc interface made of 13 % chrome steel, Stellite hard-faced; with graphite gasket and gland packing, available in carbon steel, low-alloy steel and stainless steel. Applications: Refineries, power stations, general industry and process engineering. For water, steam, oil, gas and non-aggressive fluids. Other applications on request.	
	NPS [inch] T _{min.} [°C] T _{max.} [°C]	2 - 10 ≥ 0 ≤ +593		
 e, m			http://shop.ksb.com/catalog/k0/en/product/ES000484	




SICCA 900-2500 GLC

	Class	900 - 2500	Description: Globe valve to ANSI/ASME with butt weld ends, Y-pattern, pressure seal design, outside screw and yoke, rising stem and non-rising handwheel, Stellite hard-faced seat/disc interface and back seat, with graphite gasket and gland packing. Available in carbon steel and alloy steel.	
	NPS [inch] T _{min.} [°C] T _{max.} [°C]	2 - 8 ≥ 0 ≤ +650		
Applications: Power stations, general industry and process engineering. For water, steam, oil, gas and non-aggressive fluids. Other applications on request.				
 e, m			http://shop.ksb.com/catalog/k0/en/product/ES000485	

SICCA 800-4500 GLF



	Class	800 - 4500	Description: Globe valve to ANSI/ASME with NPT (F) threaded ends or socket weld ends, bolted bonnet (Class 800) or welded bonnet (Class 1500/2500/4500), outside screw and yoke, Stellite hard-faced body seat, disc seating face made of Stellite hard-faced 13 % chrome steel, with graphite gasket and gland packing. Available in carbon steel and alloy steel. Applications: Refineries, power stations, general industry and process engineering. For water, steam, oil, gas and non-aggressive fluids. Other applications on request.	
	NPS [inch] T _{min.} [°C] T _{max.} [°C]	¼ - 2 ≥ 0 ≤ +816		
 e, m			http://shop.ksb.com/catalog/k0/en/product/ES000480	

WADA GL 150



	Class	150	Description: Globe valve to ANSI/ASME with flanged, butt weld or socket weld ends, made of cast steel A351 CF3M/CF8/CF8M, bolted bonnet, outside screw and yoke, Stellite hard-faced valve disc and back seat, with graphite or PTFE gland packing, stainless steel/graphite gaskets. Applications: Natural gas liquefaction and other liquefied gases.	
	NPS [inch] T _{min.} [°C] T _{max.} [°C]	½ - 12 ≥ -196 ≤ +100		
 e, m, p, h			http://shop.ksb.com/catalog/k0/en/product/ES000901	

Globe valves for nuclear applications



NUCA/-A/-ES, Types I, II, IV

	PN	≤ 320	Description: Globe valve for nuclear applications, with butt weld or socket weld ends, gland packing or bellows, replaceable seat (NUCA-ES), straight-way pattern, made of steel, stainless steel or nickel. Applications: Reactor cooling, moderator, safety feed, feed water, live steam and cleaning systems.	
	DN	10 - 50		
	T _{min.} [°C]	≥ -29		
	T _{max.} [°C]	≤ +365		
e, m, p			http://shop.ksb.com/catalog/k0/en/product/ES000452	



ZXNB

	PN	≤ 210	Description: Bellows-type globe valve for nuclear applications, with butt weld ends, designed to meet safety-related requirements, in straight-way or angle pattern, or as two-way valve, made of steel or stainless steel. Applications: Reactor cooling, moderator, safety feed, feed water, live steam and cleaning systems.	
	DN	65 - 300		
	T _{min.} [°C]	≥ -29		
	T _{max.} [°C]	≤ +365		
e, m, p			http://shop.ksb.com/catalog/k0/en/product/ES000458	

ZXNVB

	PN	≤ 210	Description: Globe valve for nuclear applications, with butt weld or socket weld ends, gland packing or bellows, straight-way pattern, made of steel or stainless steel. Applications: Reactor cooling, moderator, safety feed, feed water, live steam and cleaning systems.	
	DN	4 - 25		
	T _{min.} [°C]	≥ -29		
	T _{max.} [°C]	≤ +365		
m			http://shop.ksb.com/catalog/k0/en/product/ES000457	

ZYNB/ZYN

	PN	≤ 62	Description: Globe valve for nuclear applications, with butt weld ends, designed to meet safety-related requirements, with gland packing or bellows, Y-valve, made of cast stainless steel. Applications: Residual heat removal systems in nuclear applications	
	DN	300 - 400		
	T _{min.} [°C]	≥ -29		
	T _{max.} [°C]	≤ +365		
e			http://shop.ksb.com/catalog/k0/en/product/ES000331	

Automated globe valves to DIN/EN

BOA-H Mat E



PN	16/25
DN	20 - 150
T _{min.} [°C]	≥ -10
T _{max.} [°C]	≤ +350

Description:
Automated globe valve to DIN/EN with flanged ends, with electric actuators and 3-point actuation, actuating forces from 2000 N to 14,000 N, stem sealed by maintenance-free PTFE V-packing (up to 250 °C) or graphite gland packing (up to 350 °C).

Applications:
General industrial facilities, process engineering, plant engineering, cooling circuits, heating systems.



e

<http://shop.ksb.com/catalog/k0/en/product/ES000801>

BOA-H Mat P



PN	16/25
DN	20 - 150
T _{min.} [°C]	≥ -10
T _{max.} [°C]	≤ +350

Description:
Automated globe valve to DIN/EN with flanged ends, with pneumatic actuators in spring-to-open or spring-to-close design on option, actuating forces from 1500 N to 26,000 N, stem sealed by maintenance-free PTFE V-packing (up to 250 °C) or graphite gland packing (up to 350 °C).

Applications:
General industrial facilities, process engineering, plant engineering, cooling circuits, heating systems.



p

<http://shop.ksb.com/catalog/k0/en/product/ES000885>

Control valves to DIN/EN

BOA-CVE C/CS/W/IMS/EKB



PN	6/10/16
DN	15 - 200
T _{min.} [°C]	≥ -10
T _{max.} [°C]	≤ +120

Description:
Control valve to DIN/EN based on standard type series BOA-Compact, BOA-SuperCompact, BOA-W, BOA-Compact EKB and BOA-Control IMS, bonnetless pressure-retaining body, soft-seated. Leakage rate selectable from 0.05 % to drop-tight at Kvs values between 6.3 and 700 m³/h and closing pressures of up to 16 bar. With intelligent microprocessor-controlled and pre-set electric actuators providing actuating forces from 1000 N to 14,000 N; electronic configuration of flow characteristic, Kvs value, control signal and actuating time using PC tool or manual parameterisation unit. Customised configuration can be implemented at the KSB factory on request.

Applications:
Hot-water heating systems up to 120 °C. Venting and air-conditioning systems. Water supply systems, drinking water. Not suitable for fluids containing mineral oils, steam or fluids liable to attack EPDM and uncoated cast iron. Other fluids on request.



e

<http://shop.ksb.com/catalog/k0/en/product/ES000326>

BOA-CVE H



PN	16/25/40
DN	15 - 200
T _{min.} [°C]	≥ -10
T _{max.} [°C]	≤ +450

Description:
Service-friendly control valve to DIN/EN with flanged ends, either with linear or equal-percentage control characteristic at Kvs values of 0.1 to 630 m³/h and closing pressures of up to 40 bar; all internal parts are easy to replace without special tools, including the reversible seat; noise level reduced by standard two-stage pressure reduction combining a parabolic plug and multi-hole cage; with electric actuator.

Applications:
General industrial facilities, process engineering, plant engineering, cooling circuits, heating systems.



e

<http://shop.ksb.com/catalog/k0/en/product/ES000772>

BOA-CVP H



PN	16/25/40
DN	15 - 200
T _{min.} [°C]	≥ -10
T _{max.} [°C]	≤ +450

Description:
Service-friendly control valve to DIN/EN with flanged ends, either with linear or equal-percentage control characteristic at Kvs values of 0.1 to 630 m³/h and closing pressures of up to 40 bar; all internal parts are easy to replace without special tools, including the reversible seat; noise level reduced by standard two-stage pressure reduction combining a parabolic plug and multi-hole cage; with pneumatic actuator.

Applications:
General industrial facilities, process engineering, plant engineering, cooling circuits, heating systems.



p

<http://shop.ksb.com/catalog/k0/en/product/ES000662>

Balancing and shut-off valves to DIN/EN

BOA-Control/BOA-Control IMS



PN	16
DN	15 - 350
T _{min.} [°C]	≥ -10
T _{max.} [°C]	≤ +120

Description:
BOA-Control IMS:
Balancing valve to DIN/EN with flanged ends, bonnetless, throttling plug, scaled position indicator, travel stop and insulating cap with anti-condensation feature, maintenance-free; full insulation possible; with ultrasonic sensor system for measuring flow rate and temperature, sensors not in contact with fluid handled, constant measurement accuracy when combined with BOATRONIC MS or BOATRONIC MS-420, independent of minimum differential pressures.

BOA-Control:
Balancing valve to DIN/EN with flanged ends, bonnetless, throttling plug, scaled position indicator, travel stop and insulating cap with anti-condensation feature, maintenance-free; full insulation possible; suitable for measuring flow rate with ultrasonic sensors and for temperature measurement, sensors not in contact with fluid handled, constant measurement accuracy when combined with BOATRONIC MS, independent of minimum differential pressures.

Applications:
Hot-water heating systems up to 120 °C (BOA-Control). Air-conditioning and cooling systems, measurement valve (BOA-Control IMS). Not suitable for fluids containing mineral oils, steam or fluids liable to attack EPDM and uncoated cast iron.



e, m

<http://shop.ksb.com/catalog/k0/en/product/ES000323>

BOA-Control SAR



PN	16
DN	10 - 50
T _{min.} [°C]	≥ -25
T _{max.} [°C]	≤ +150

Description:
Balancing valve to DIN/EN with female screwed ends; differential pressure measurement for flow metering with PFM 2000 measuring computer; digital travel position indicator with 40 settings, locking device and travel stop, maintenance-free.

Applications:
Hot-water heating systems up to 150 °C. Air-conditioning systems. Other fluids on request.



m

<http://shop.ksb.com/catalog/k0/en/product/ES000324>

Level control valves to DIN/EN

CONDA-VLC



PN	16
DN	25 - 300
T _{min.} [°C]	≥ -10
T _{max.} [°C]	≤ +70



Description:
Float valve to DIN/EN for controlling maximum and minimum liquid levels in tanks, with flanged ends (DN 40-300) or threaded ends (DN 25-32), body made of nodular cast iron; valve disc, stem, float and seat made of stainless steel.

Applications:
In water supply systems, industry and building services. For controlling water levels.


<http://shop.ksb.com/catalog/k0/en/product/ES000835>



Pressure reducing valves to DIN/EN

CONDA-VRC

	PN	16/25/40/63	Description: Direct-acting pressure reducing valve to DIN/EN with flanged ends (DN 50-150) or threaded ends (DN 15-50), body made of nodular cast iron; valve disc, stem and seat made of stainless steel. Applications: In water supply systems for controlling downstream pressure, in fire-fighting systems for reducing excess pressure caused by pumps, in irrigation systems as an efficient protection against water hammer, industry and building services.	
	DN	15 - 150		
	T _{min.} [°C]	≥ -10		
	T _{max.} [°C]	≤ +70		
	http://shop.ksb.com/catalog/k0/en/product/ES000834			



Pressure sustaining valves to DIN/EN

CONDA-VSM



	PN	16/25/40	Description: Direct-acting pressure sustaining valve to DIN/EN with flanged ends, body made of nodular cast iron, valve disc, stem and seat made of stainless steel. Applications: In water supply systems for controlling upstream pressure, in irrigation or fire-fighting systems, industry and building services.	
	DN	50 - 150		
	T _{min.} [°C]	≥ -10		
	T _{max.} [°C]	≤ +70		
	http://shop.ksb.com/catalog/k0/en/product/ES000678			

Air valves to DIN/EN

BOAVENT-AVF

	PN	16	Description: Automatic air valve with two floats and three functions. Flanged ends, body made of nodular cast iron, double-chamber design with ABS floats. The air valve ensures proper operation of the piping system, allowing the entry and discharge of large volumes of air and release of air pockets in working conditions. Applications: Water supply system, clean water, irrigation.	
	DN	50 - 300		
	T _{min.} [°C]	≥ -10		
	T _{max.} [°C]	≤ +120		
	http://shop.ksb.com/catalog/k0/en/product/ES000831			

BOAVENT-SIF

	PN	16	Description: Automatic air valve with one float and three functions. With flanged ends (DN 25-300R) or threaded ends (DN 25-150), body made of stainless steel, single-chamber design with polypropylene float. The air valve ensures proper operation of the piping system, allowing the entry and discharge of large volumes of air and release of air pockets in working conditions. Applications: Water supply system, clean water, irrigation.	
	DN	25 - 200		
	T _{min.} [°C]	≥ -10		
	T _{max.} [°C]	≤ +70		
	http://shop.ksb.com/catalog/k0/en/product/ES000832			

BOAVENT-SVA



PN	16
DN	50 - 200
T _{min.} [°C]	≥ -10
T _{max.} [°C]	≤ +60

Description:
Automatic air valve with one float and three functions. With flanged or threaded ends, body made of nodular cast iron, single-chamber design with polypropylene float. The air valve ensures proper operation of the piping system, allowing the entry and discharge of large volumes of air and release of air pockets in working conditions.

Applications:
Water supply, waste water, untreated waste water.



<http://shop.ksb.com/catalog/k0/en/product/ES000833>

BOAVENT-SVF



PN	16/25/40
DN	25 - 300
T _{min.} [°C]	≥ -10
T _{max.} [°C]	≤ +70

Description:
Automatic air valve with one float and three functions. With flanged ends (DN 25-300R) or threaded ends (DN 25-150), body made of nodular cast iron (PN 16-40) or carbon steel (PN 64), single-chamber design with polypropylene float. The air valve ensures proper operation of the piping system, allowing the entry and discharge of large volumes of air and release of air pockets in working conditions.

Applications:
Water supply system, clean water, irrigation.



<http://shop.ksb.com/catalog/k0/en/product/ES000832>

Vent valves for nuclear applications

SISTO-VentNA



PN	16
DN	15
T _{min.} [°C]	≥ -20
T _{max.} [°C]	≤ +100

Description:
Vent valve for nuclear applications, with butt weld ends, soft-seated.

Applications:
Heating systems, air-conditioning systems.



<http://shop.ksb.com/catalog/k0/en/product/ES000842>

SISTO-KRVNA



PN	16
DN	25 - 100
T _{min.} [°C]	≥ -20
T _{max.} [°C]	≤ +100

Description:
Vent valve for nuclear applications, with flanged or butt weld ends, soft-seated, with floating ball.



Applications:
Tank venting, drainage systems.





<http://shop.ksb.com/catalog/k0/en/product/ES000839>

Gate valves to DIN/EN



COBRA-SGP/SGO/SGF

	PN	16/25	Description: Gate valve to DIN/EN with flanged ends, elastomer-coated wedge, bolted bonnet, rotating stem, inside screw, body made of nodular cast iron. Applications: Water supply and treatment systems, air-conditioning systems.	
	DN	25 - 600		
	T _{min.} [°C]	≥ -10		
	T _{max.} [°C]	≤ +70		
e, m			http://shop.ksb.com/catalog/k0/en/product/ES000828	



COBRA-SMP

	PN	16	Description: Gate valve to DIN/EN with flanged ends, bolted bonnet, metal-seated, rotating stem, inside screw, body and flexible wedge made of nodular cast iron, stem and seats made of stainless steel. Applications: Water supply systems, heating systems, air-conditioning systems, general industry, building services.	
	DN	40 - 300		
	T _{min.} [°C]	≥ -10		
	T _{max.} [°C]	≤ +110		
e, m			http://shop.ksb.com/catalog/k0/en/product/ES000829	



ECOLINE SP/SO

	PN	10/16/25	Description: Gate valve to DIN/EN with flanged ends, bolted bonnet, metal-seated, rotating stem, inside screw, body made of cast iron, seats made of brass. Applications: Water supply systems, heating systems, air-conditioning systems, general industry, water engineering, building services.	
	DN	40 - 600		
	T _{min.} [°C]	≥ -10		
	T _{max.} [°C]	≤ +110		
e, m			http://shop.ksb.com/catalog/k0/en/product/ES000654	

ECOLINE GT 40

	PN	10 - 40	Description: Gate valve to DIN/EN with flanged ends or butt weld ends, bolted bonnet, body made of cast steel, non-rotating stem, with flexible wedge, seat/disc interface made of wear and corrosion resistant 13 % chrome steel or Stellite. Applications: In industrial plants, process engineering and shipbuilding. For water and steam. Other non-aggressive fluids such as gas or oil on request.	
	DN	50 - 800		
	T _{min.} [°C]	≥ -10		
	T _{max.} [°C]	≤ +400		
e, m			http://shop.ksb.com/catalog/k0/en/product/ES000676	

STAAL 40 AKD/AKDS

	PN	10 - 40	Description: Gate valve to DIN/EN with flanged or butt weld ends, bolted bonnet, body of forged or welded steel construction, non-rotating stem, split wedge with flexibly mounted discs for precise alignment with the body seats. Seat/disc interface made of wear and corrosion resistant 17 % chrome steel. Applications: In industrial plants, power stations, process engineering and shipbuilding. For water and steam. Other non-aggressive fluids such as gas or oil on request.	
	DN	50 - 600		
	T _{min.} [°C]	≥ -10		
	T _{max.} [°C]	≤ +450		
e, m			http://shop.ksb.com/catalog/k0/en/product/ES000469	

STAAL 100 AKD/AKDS



PN	63 - 100
DN	50 - 500
T _{min.} [°C]	≥ -10
T _{max.} [°C]	≤ +530

Description:
Gate valve to DIN/EN with flanged or butt weld ends, bolted bonnet, body of forged or welded steel construction, non-rotating stem, split wedge with flexibly mounted discs for precise alignment with the body seats. Seat/disc interface made of wear and corrosion resistant 17 % chrome steel or Stellite.

Applications:
In industrial plants, power stations, process engineering and shipbuilding. For water and steam. Other non-aggressive fluids such as gas or oil on request.



● e, m, p

<http://shop.ksb.com/catalog/k0/en/product/ES000369>

AKG-A/AKGS-A



PN	63 - 160
DN	80 - 300
T _{min.} [°C]	≥ -10
T _{max.} [°C]	≤ +550

Description:
Gate valve to DIN/EN with flanged or butt weld ends, pressure seal design, body of forged or welded construction, non-rotating stem, split wedge with flexibly mounted discs for precise alignment with the body seats. Seat/disc interface made of wear and corrosion resistant 17 % chrome steel or Stellite.

Applications:
In industrial plants, power stations, process engineering and shipbuilding. For water and steam. Other non-aggressive fluids such as gas or oil on request.



● e, m, p

<http://shop.ksb.com/catalog/k0/en/product/ES000371>

ZTS



PN	≤ 600
Class	4500
DN	50 - 800
NPS [inch]	2 - 32
T _{min.} [°C]	≥ -10
T _{max.} [°C]	≤ +650

Description:
Gate valve to DIN/EN or ANSI/ASME, with butt weld ends, pressure seal design, billet-forged body, seat/disc interface made of wear and corrosion resistant Stellite, split wedge with flexibly mounted discs for precise alignment with the body seats.

Applications:
In industrial plants, power stations, process engineering and shipbuilding. For water and steam. Other non-aggressive fluids such as gas or oil on request.



● e, m, p

<http://shop.ksb.com/catalog/k0/en/product/ES000375>

Gate valves to ANSI/ASME

ECOLINE GTB 800



Class	150-800
NPS [inch]	½ - 2
T _{min.} [°C]	≥ 0
T _{max.} [°C]	≤ +427

Description:
Gate valve to ANSI/ASME, with threaded sockets (NPT) or socket weld ends (SW), forged steel/stainless steel body, trim and bellows made of stainless steel, with bolted bonnet, outside screw and yoke, sealed by graphite gland packing and metal bellows, stainless steel/graphite gaskets.

Applications:
Petrochemical plants, chemical plants, power stations, process engineering and general industry; for thermal oil, steam, toxic and volatile fluids. Other applications on request.



● e, m

<http://shop.ksb.com/catalog/k0/en/product/ES000903>

ECOLINE GTC 150-600



Class	150 - 600
NPS [inch]	2 - 36
T _{min.} [°C]	≥ 0
T _{max.} [°C]	≤ +816

Description:
Gate valve to ANSI/ASME with flanged ends, cast steel A216 WCB, Trim 8 (Stellite/13 % chrome steel) for Class 150/300/600, Trim 5 (Stellite/Stellite) for Class 600, with bolted bonnet, outside screw and yoke, non-rotating stem, flexible wedge, graphite gland packing, stainless steel/graphite gaskets.

Applications:
Industrial applications, power stations, process engineering, refineries, oil and marine applications; for water, steam, gas, oil and other non-aggressive fluids.



● e, m

<http://shop.ksb.com/catalog/k0/en/product/ES000774>

ECOLINE GTF 150-600



Class	150 - 600	Description:
NPS [inch]	½ - 2	Gate valve to ANSI/ASME with flanged ends, forged steel A105, Trim 8 (Stellite/13 % chrome steel), with bolted bonnet, outside screw and yoke, non-rotating stem, single-piece wedge, graphite gland packing, stainless steel/graphite gaskets, reduced bore.
T _{min.} [°C]	≥ 0	Applications:
T _{max.} [°C]	≤ +816	Industrial applications, power stations, process engineering, refineries, oil and marine applications; water, steam, gas, oil and other non-aggressive fluids.



e, m

<http://shop.ksb.com/catalog/k0/en/product/ES000611>

ECOLINE GTF 800-2500



Class	800 - 2500	Description:
NPS [inch]	½ - 2	Gate valve to ANSI/ASME with threaded sockets (NPT), butt weld ends (BW) or socket weld ends (SW), Trim 8 (Stellite/13 % chrome steel), with bolted bonnet (Class 800) or welded bonnet (Class 1500 and 2500), outside screw and yoke, single-piece wedge, graphite gland packing, stainless steel/graphite gaskets, available in carbon steel and alloy steel.
T _{min.} [°C]	≥ 0	Applications:
T _{max.} [°C]	≤ +538	Industrial applications, power stations, process engineering, refineries, oil and marine applications; water, steam, gas, oil and other non-aggressive fluids.



e, m

<http://shop.ksb.com/catalog/k0/en/product/ES000797>

ECOLINE GTV 150-300



Class	150 - 300	Description:
NPS [inch]	½ - 12	Gate valve to ANSI/ASME with flanged ends, cast steel A351 CF8/CF8M, Trim 2 (304/304) and Trim 10 (316/316) for Class 150/300, with bolted bonnet, outside screw and yoke, non-rotating stem, flexible wedge, integral seat, graphite gland packing, stainless steel/graphite gaskets.
T _{min.} [°C]	≥ 0	Applications:
T _{max.} [°C]	≤ +816	Fine chemicals, food industry, general industry; water, steam, gas and other fluids.



e, m

<http://shop.ksb.com/catalog/k0/en/product/ES000373>

SICCA 150-600 GTC



Class	150 - 600	Description:
NPS [inch]	2 - 24	Gate valve to ANSI/ASME with flanged or butt weld ends, bolted bonnet, outside screw and yoke, flexible wedge, non-rotating rising stem and non-rising handwheel, seat/disc interface made of 13 % chrome steel, Stellite hard-faced; with graphite gasket and gland packing, available in carbon steel, low-alloy steel and stainless steel.
T _{min.} [°C]	≥ 0	Applications:
T _{max.} [°C]	≤ +593	Power stations, general industry and process engineering. For water, steam, oil, gas and non-aggressive fluids. Other applications on request.



e, m

<http://shop.ksb.com/catalog/k0/en/product/ES000482>

SICCA 900-3600 GTC



Class	900 - 3600	Description:
NPS [inch]	2 - 28	Gate valve to ANSI/ASME with butt weld ends, pressure seal design, split-wedge design, outside screw and yoke, rising stem and non-rising handwheel, Stellite hard-faced seat/disc interface and back seat, with graphite gasket and gland packing. Available in carbon steel and alloy steel.
T _{min.} [°C]	≥ 0	Applications:
T _{max.} [°C]	≤ +650	Power stations, general industry and process engineering. For water, steam, oil, gas and non-aggressive fluids. Other applications on request.



e, m

<http://shop.ksb.com/catalog/k0/en/product/ES000483>

SICCA 800-1500 GTF



Class	800 - 1500
NPS [inch]	¼ - 2
T _{min.} [°C]	≥ 0
T _{max.} [°C]	≤ +816

Description:

Gate valve to ANSI/ASME with NPT (F) threaded ends or socket weld ends, bolted bonnet (Class 800) or welded bonnet (Class 1500), single-piece wedge, outside screw and yoke, seat/disc interface made of 13 % chrome steel, Stellite hard-faced, with graphite gasket and gland packing. Available in carbon steel and alloy steel.

Applications:

Refineries, power stations, general industry and process engineering. For water, steam, oil, gas and non-aggressive fluids. Other applications on request.



● e, m

<http://shop.ksb.com/catalog/k0/en/product/ES000479>

WADA GT 150



Class	150
NPS [inch]	1 - 12
T _{min.} [°C]	≥ -196
T _{max.} [°C]	≤ +100

Description:

Gate valve to ANSI/ASME with flanged, butt weld or socket weld ends, made of cast steel A351 CF3M/CF8/CF8M, bolted bonnet, outside screw and yoke, flexible wedge, graphite or PTFE gland packing, stainless steel/graphite gaskets.

Applications:

Natural gas liquefaction and other liquefied gases.



● e, m, p, h

<http://shop.ksb.com/catalog/k0/en/product/ES000888>

Gate valves for nuclear applications

ZTN



PN	≤ 320
DN	80 - 700
T _{min.} [°C]	≥ -29
T _{max.} [°C]	≤ +365

Description:

Gate valve for nuclear applications, with butt weld ends, bolted or pressure seal bonnet, forged or welded body, non-rotating stem, in split-wedge or parallel-disc design, made of steel or stainless steel.

Applications:

Reactor cooling, safety feed, feed water, live steam, cleaning and condensate systems.



● e, m, p

<http://shop.ksb.com/catalog/k0/en/product/ES000456>

Body pressure relief valves

UGS



PN	≥ 40
DN	15

Description:

Spring-loaded body pressure relief valve to DIN/EN, with or without bursting disc, for gate valves in pressure seal design.

Applications:

In industrial plants, power stations, process engineering and shipbuilding. For water and steam. Other non-aggressive fluids such as gas or oil on request.



<http://shop.ksb.com/catalog/k0/en/product/ES000899>

Knife gate valves to DIN/EN

HERA-BD



PN	10
DN	50 - 1200
T _{min.} [°C]	≥ -10
T _{max.} [°C]	≤ +120

Description:

Knife gate valve to DIN/EN with wafer-type single-piece or two-piece body made of grey cast iron, bi-directional, with gland packing, non-rising stem, corrosion-protected by epoxy coating.

Applications:

In industrial plants, waste water and process engineering, food industry. For water, waste water and solids-laden fluids. Other fluids on request.



● e, m, p

<http://shop.ksb.com/catalog/k0/en/product/ES000597>

Knife gate valves to ANSI/ASME

HERA-BDS



Class	150
DN	50 - 600
T _{min.} [°C]	≥ -10
T _{max.} [°C]	≤ +120

Description:

Knife gate valve to ANSI/ASME with full-lug body made of carbon steel or stainless steel; bi-directional, with gland packing, rubber-lined, rising stem, non-rising handwheel.

Applications:

Primarily in mining for handling slurries, abrasive fluids and high-density fluids; also in pulp applications, cement plants, sewage treatment plants and the chemical industry. Other fluids on request.



● e, m, p

<http://shop.ksb.com/catalog/k0/en/product/ES000895>

HERA-BHT



Class	150
DN	80 - 600
T _{min.} [°C]	≥ -10
T _{max.} [°C]	≤ +100

Description:

Knife gate valve to ANSI/ASME, semi-lug body made of carbon steel or stainless steel, two-piece body, bi-directional, with gland packing, through-going blade, rising stem, non-rising handwheel, robust yoke for actuator mounting as standard.

Applications:

Primarily in mining for handling slurries and high-density fluids; excellent flow characteristic due to through-going blade; also in pulp applications and water applications. Other fluids on request.



● e, m, p

<http://shop.ksb.com/catalog/k0/en/product/ES000891>

HERA-SH



Class	150
DN	50 - 1000
T _{min.} [°C]	≥ -10
T _{max.} [°C]	≤ +180

Description:

Knife gate valve to ANSI/ASME with full-lug body made of carbon steel or stainless steel, single-piece body, uni-directional, with gland packing, rising stem, non-rising handwheel.

Applications:

In industrial and waste water engineering, pulp and paper industry, food and beverages industry, chemical industry. For water, waste water and solids-laden fluids. Other fluids on request.





● e, m, p



<http://shop.ksb.com/catalog/k0/en/product/ES000844>

Lift check valves to DIN/EN



BOA-RPL

	PN	10/16	Description: Ball check valve to DIN/EN with flanged or female/female-threaded ends, made of nodular cast iron, NBR-coated ball, bolted cover, suitable for installation in vertical or horizontal pipes. Applications: Water supply and treatment systems, waste water.	
	DN	25 - 400		
	T _{min.} [°C]	≥ -10		
	T _{max.} [°C]	≤ +70		
http://shop.ksb.com/catalog/k0/en/product/ES000635				



BOA-RFV

	PN	10/16/25/40/63	Description: Nozzle check valve to DIN/EN with flanged ends, Venturi-type body, max. flow velocity 2.5 m/s. Body made of cast iron, check disc made of brass and cast iron, seat made of stainless steel. Suitable for installation in horizontal and vertical pipes. Rapid closure without surge pressures. Applications: Water supply systems, heating systems, air-conditioning systems.	
	DN	40 - 600		
	T _{min.} [°C]	≥ -10		
	T _{max.} [°C]	≤ +90		
http://shop.ksb.com/catalog/k0/en/product/ES000653				



BOA-RVK

	PN	6/10/16	Description: Lift check valve to DIN/EN with wafer-type body, centring aided by the body shape, shut-off by spring-loaded plate or valve disc guided by three stainless steel guiding pins. Low-noise designs with plastic plate (DN 15-100) or valve disc with O-ring (DN 125-200), maintenance-free. Applications: Industrial plants and heating systems, liquids and gases, hot-water heating systems, high-temperature hot water heating systems, heat transfer systems. Any limits given in the technical codes must be complied with. Not suitable for fluids liable to attack the materials used. Other fluids on request.	
	DN	15 - 200		
	T _{min.} [°C]	≥ -20		
	T _{max.} [°C]	≤ +250		
http://shop.ksb.com/catalog/k0/en/product/ES000357				

BOA-R

	PN	6/16	Description: Lift check valve to DIN/EN with flanged ends, spring-loaded valve disc, maintenance-free. Applications: Hot-water heating systems, high-temperature hot water heating systems, heat transfer systems. General steam applications in building services and industry. Other fluids on request.	
	DN	15 - 350		
	T _{min.} [°C]	≥ -10		
	T _{max.} [°C]	≤ +350		
http://shop.ksb.com/catalog/k0/en/product/ES000356				

NORI 40 RXL/RXS

	PN	25/40	Description: Lift check valve to DIN/EN, with flanged, butt weld or socket weld ends, check disc with closing spring, seat/disc interface made of wear and corrosion resistant chrome steel or chrome nickel steel. Applications: In industrial plants, power stations, process engineering and shipbuilding. For water and steam. Other non-aggressive fluids such as gas or oil on request.	
	DN	10 - 300		
	T _{min.} [°C]	≥ -10		
	T _{max.} [°C]	≤ +450		
http://shop.ksb.com/catalog/k0/en/product/ES000358				

NORI 160 RXL/RXS



PN	63 - 160
DN	10 - 200
T _{min.} [°C]	≥ -10
T _{max.} [°C]	≤ +550

Description:
Lift check valve to DIN/EN, with flanged, butt weld or socket weld ends, check disc with closing spring, seat/disc interface made of wear and corrosion resistant 17 % chrome steel or Stellite.

Applications:
In industrial plants, power stations, process engineering and shipbuilding. For water and steam. Other non-aggressive fluids such as gas or oil on request.



<http://shop.ksb.com/catalog/k0/en/product/ES000360>

RGS



PN	250 - 500
DN	10 - 50
T _{min.} [°C]	≥ -10
T _{max.} [°C]	≤ +580

Description:
Lift check valve to DIN/EN, with butt weld or socket weld ends, Y-pattern, check disc with closing spring, pressure seal design, Hastelloy-faced body seats.

Applications:
In industrial plants, power stations, process engineering and shipbuilding. For water and steam. Other non-aggressive fluids such as gas or oil on request.



<http://shop.ksb.com/catalog/k0/en/product/ES000364>

BOACHEM-RXA



PN	10 - 40
DN	15 - 400
T _{min.} [°C]	≥ -10
T _{max.} [°C]	≤ +400

Description:
Lift check valve to DIN/EN with flanged ends, body made of stainless steel, check disc with closing spring, lapped seat/disc interface.

Applications:
Process engineering, industry, building services, food and beverages industries, for aggressive fluids. Other fluids on request.



<http://shop.ksb.com/catalog/k0/en/product/ES000366>

Lift check valves to ANSI/ASME

ECOLINE PTF 150-600



Class	150 - 600
NPS [inch]	½ - 2
T _{min.} [°C]	≥ 0
T _{max.} [°C]	≤ +816

Description:
Lift check valve to ANSI/ASME with flanged ends, forged steel A105, Trim 8 (Stellite/13 % chrome steel), reduced bore, with bolted cover, spring-loaded valve disc.

Applications:
Industrial applications, power stations, process engineering, refineries, oil and marine applications; for water, steam, gas, oil and other non-aggressive fluids.



<http://shop.ksb.com/catalog/k0/en/product/ES000424>

ECOLINE PTF 800-2500



Class	800 - 2500
NPS [inch]	½ - 2
T _{min.} [°C]	≥ 0
T _{max.} [°C]	≤ +538

Description:
Lift check valve to ANSI/ASME with threaded sockets (NPT), butt weld ends (BW) or socket weld ends (SW), Trim 8 (Stellite/13 % chrome steel), with bolted cover (Class 800) or welded cover (Class 1500 and 2500), spring-loaded valve disc, available in carbon steel and alloy steel.

Applications:
Industrial applications, power stations, process engineering, refineries, oil and marine applications; for water, steam, gas, oil and other non-aggressive fluids.



<http://shop.ksb.com/catalog/k0/en/product/ES000374>

SICCA 800-4500 PCF



Class	800 - 4500
NPS [inch]	¼ - 2
T _{min.} [°C]	≥ 0
T _{max.} [°C]	≤ +816

Description:
Lift check valve to ANSI/ASME with NPT (F) threaded ends or socket weld ends, with spring-loaded valve disc, bolted cover (Class 800) or welded cover (Class 1500/2500/4500), Stellite hard-faced body seat, disc seating face made of Stellite hard-faced 13 % chrome steel, with graphite gasket. Available in carbon steel and alloy steel.

Applications:

Refineries, power stations, general industry and process engineering. For water, steam, oil, gas and non-aggressive fluids. Other applications on request.



<http://shop.ksb.com/catalog/k0/en/product/ES000481>

WADA SC 150



Class	150
NPS [inch]	½ - 18
T _{min.} [°C]	≥ -196
T _{max.} [°C]	≤ +100

Description:
Swing check valve / lift check valve to ANSI/ASME with flanged, butt weld or socket weld ends, made of cast steel A351 CF3M/CF8/CF8M, bolted cover, dash-pot function, graphite or stainless steel/graphite gaskets.

Applications:

Natural gas liquefaction and other liquefied gases.



<http://shop.ksb.com/catalog/k0/en/product/ES000890>

Lift check valves for nuclear applications

NUCA/-A/-ES, Type V



PN	≤ 410
DN	10 - 50
T _{min.} [°C]	≥ -29
T _{max.} [°C]	≤ +365

Description:
Lift check valve for nuclear applications, with butt weld ends, replaceable seat (NUCA-ES), straight-way pattern, made of steel or stainless steel.


Applications:

Feed water and live steam systems.



<http://shop.ksb.com/catalog/k0/en/product/ES000455>

RJN



PN	≤ 140
DN	80 - 600
T _{min.} [°C]	≥ -29
T _{max.} [°C]	≤ +300

Description:
Damped lift check valve for nuclear applications, with butt weld ends, individually selectable damping characteristic, made of steel or stainless steel.

Applications:

Feed water and live steam systems.



<http://shop.ksb.com/catalog/k0/en/product/ES000459>

RYN



PN	≤ 210
DN	65 - 300
T _{min.} [°C]	≥ -29
T _{max.} [°C]	≤ +365

Description:
Combined lift check/shut-off valve for nuclear applications, with butt weld ends, Y-pattern, with gland packing or bellows, made of steel or stainless steel.

Applications:


Feed water and live steam systems.





<http://shop.ksb.com/catalog/k0/en/product/ES000333>

Swing check valves to DIN/EN



COBRA-SCBS

	PN	16	Description: Swing check valve to British standards, with flanged ends, metal-seated, body and valve disc made of nodular cast iron, with bolted cover, stainless steel/graphite gaskets. Applications: Water supply, treatment and distribution systems, waste water, irrigation, drinking water, seawater, air, gas, oil.	
	DN	50 - 300		
	T _{min.} [°C]	≥ -10		
	T _{max.} [°C]	≤ +300		
	http://shop.ksb.com/catalog/k0/en/product/ES000827			



ECOLINE WT/WTI

	PN	16	Description: Swing check valve to DIN/EN with wafer-type body; body and valve disc made of carbon steel (WT) or stainless steel (WTI), O-ring made of Viton. Applications: Irrigation systems, district heating, domestic water supply, sewage treatment plants, air-conditioning systems, cooling circuits, water supply systems.	
	DN	50 - 300		
	T _{min.} [°C]	≥ -10		
	T _{max.} [°C]	≤ +110		
	http://shop.ksb.com/catalog/k0/en/product/ES000638			



STAAL 40 AKK/AKKS

	PN	10 - 40	Description: Swing check valve to DIN/EN with flanged or butt weld ends, bolted cover, internally mounted hinge pin, body of welded steel construction, seat/disc interface made of wear and corrosion resistant 17 % chrome steel. Applications: In industrial plants, power stations, process engineering and shipbuilding. For water and steam. Other non-aggressive fluids such as gas or oil on request.	
	DN	80 - 400		
	T _{min.} [°C]	≥ -10		
	T _{max.} [°C]	≤ +450		
	http://shop.ksb.com/catalog/k0/en/product/ES000471			

STAAL 100 AKK/AKKS

	PN	63 - 100	Description: Swing check valve to DIN/EN with flanged or butt weld ends, bolted cover, internally mounted hinge pin, body of forged or welded steel construction, seat/disc interface made of wear and corrosion resistant 17 % chrome steel or Stellite. Applications: In industrial plants, power stations, process engineering and shipbuilding. For water and steam. Other non-aggressive fluids such as gas or oil on request.	
	DN	80 - 400		
	T _{min.} [°C]	≥ -10		
	T _{max.} [°C]	≤ +530		
	http://shop.ksb.com/catalog/k0/en/product/ES000391			

AKR/AKRS

	PN	63 - 160	Description: Swing check valve to DIN/EN with flanged or butt weld ends, pressure seal design, internally mounted hinge pin, body of forged and welded construction, seat/disc interface made of wear and corrosion resistant 17% chrome steel or Stellite. Applications: In industrial plants, power stations, process engineering and shipbuilding. For water and steam. Other non-aggressive fluids such as gas or oil on request.	
	DN	80 - 300		
	T _{min.} [°C]	≥ -10		
	T _{max.} [°C]	≤ +550		
	http://shop.ksb.com/catalog/k0/en/product/ES000394			

ZRS



PN	≤ 600
DN	50 - 800
T _{min.} [°C]	≥ -10
T _{max.} [°C]	≤ +650

Description:
Swing check valve to DIN/EN, with butt weld ends, pressure seal design, internally mounted hinge pin, billet-forged body; seat/disc interface made of wear and corrosion resistant Stellite.

Applications:
In industrial plants, power stations, process engineering and shipbuilding. For water and steam. Other non-aggressive fluids such as gas or oil on request.



<http://shop.ksb.com/catalog/k0/en/product/ES000396>

SISTO-RSK/RSKS



PN	16
DN	25 - 300
T _{min.} [°C]	≥ -20
T _{max.} [°C]	≤ +140

Description:
Swing check valve to DIN/EN with flanged ends, body with or without lining, soft-seated, no dead volumes, straight-way pattern, full bore, slanted seat, static sealing to atmosphere; with soft rubber encapsulated pre-loaded valve disc featuring short travel to closure.

Applications:
In building services, industrial plants and power stations; suitable for drinking water, service water, from fluids handled in the food and beverages industry to abrasive and aggressive products in chemical and process engineering.



<http://shop.ksb.com/catalog/k0/en/product/ES000397>

SERIE 2000



PN	16/25
Class	150/300
DN	50 - 600
T _{min.} [°C]	≥ -196
T _{max.} [°C]	≤ +538

Description:
Dual-plate check valve with single-piece, wafer-type body made of lamellar graphite cast iron, nodular cast iron, steel, stainless steel or copper aluminium alloy, metal/elastomer-seated or metal/metal-seated, maintenance-free, connections to EN, ASME or JIS.

Applications:
Building services: heating, air-conditioning, water supply, irrigation, water treatment. General processes: water, air, gas. Process engineering, chemical and petrochemical industry, sugar industry, paper industry, water supply, desalination, marine applications: water, air, gas, hydrocarbons.



<http://shop.ksb.com/catalog/k0/en/product/ES000393>

Swing check valves to ANSI/ASME

ECOLINE SCC 150-600



Class	150 - 600
NPS [inch]	2 - 24
T _{min.} [°C]	≥ 0
T _{max.} [°C]	≤ +816

Description:
Swing check valve to ANSI/ASME with flanged ends, cast steel A216 WCB, Trim 8 (Stellite/13 % chrome steel) for Class 150/300/600, Trim 5 (Stellite/Stellite) for Class 600, with bolted cover, internally mounted hinge pin (2"-12"), stainless steel/graphite gaskets.

Applications:
Refineries, power stations, process engineering and general industry; water, steam, oil, gas. Other applications on request.



<http://shop.ksb.com/catalog/k0/en/product/ES000776>

ECOLINE SCF 150-600



Class	150 - 600
NPS [inch]	½ - 2
T _{min.} [°C]	≥ 0
T _{max.} [°C]	≤ +816

Description:
Swing check valve to ANSI/ASME with flanged ends, forged steel A105, Trim 8 (Stellite/13 % chrome steel), reduced bore, with bolted cover, internally mounted hinge pin.

Applications:
Industrial applications, power stations, process engineering, refineries, oil and marine applications; for water, steam, gas, oil and other non-aggressive fluids.



<http://shop.ksb.com/catalog/k0/en/product/ES000799>

ECOLINE SCF 800-2500



Class	800 - 2500
NPS [inch]	½ - 2
T _{min.} [°C]	≥ 0
T _{max.} [°C]	≤ +538

Description:
Swing check valve to ANSI/ASME with threaded sockets (NPT), butt weld ends (BW) or socket weld ends (SW), Trim 8 (Stellite/13 % chrome steel), with bolted cover (Class 800) or welded cover (Class 1500 and 2500), internally mounted hinge pin, available in carbon steel and alloy steel.

Applications:
Industrial applications, power stations, process engineering, refineries, oil and marine applications; for water, steam, gas, oil and other non-aggressive fluids.



<http://shop.ksb.com/catalog/k0/en/product/ES000798>

ECOLINE SCV 150-300



Class	150 - 300
NPS [inch]	½ - 12
T _{min.} [°C]	≥ 0
T _{max.} [°C]	≤ +816

Description:
Swing check valve to ANSI/ASME with flanged ends, cast steel A351 CF8/CF8M, Trim 2 (304/304) and Trim 10 (316/316) for Class 150/300, with bolted cover, integral seat, stainless steel/graphite gaskets.

Applications:
Fine chemicals, food industry and general industry. For water, steam, gas and other fluids. Other applications on request.



<http://shop.ksb.com/catalog/k0/en/product/ES000335>

SICCA 150-600 SCC



Class	150 - 600
NPS [inch]	2 - 24
T _{min.} [°C]	≥ 0
T _{max.} [°C]	≤ +593

Description:
Swing check valve to ANSI/ASME with flanged or butt weld ends, bolted cover, internally mounted hinge pin. Bigger sizes with anti-slam/dash pot arrangement (optional), graphite gasket. Seat/disc interface made of 13 % chrome steel, Stellite hard-faced. Available in carbon steel, low-alloy steel and stainless steel.

Applications:
Power stations, general industry and process engineering. For water, steam, oil, gas and non-aggressive fluids. Other applications on request.



<http://shop.ksb.com/catalog/k0/en/product/ES000486>

SICCA 900-3600 SCC



Class	900 - 3600
NPS [inch]	2 - 28
T _{min.} [°C]	≥ 0
T _{max.} [°C]	≤ +650

Description:
Swing check valve to ANSI/ASME with butt weld ends, pressure seal design, internally mounted hinge pin, Stellite hard-faced seat/disc interface, with graphite gasket. Available in carbon steel and alloy steel.

Applications:
Power stations, general industry and process engineering. For water, steam, oil, gas and non-aggressive fluids. Other applications on request.



<http://shop.ksb.com/catalog/k0/en/product/ES000487>

WADA SC 150



Class	150
NPS [inch]	½ - 18
T _{min.} [°C]	≥ -196
T _{max.} [°C]	≤ +100

Description:
Swing check valve / lift check valve to ANSI/ASME with flanged, butt weld or socket weld ends, made of cast steel A351 CF3M/CF8/CF8M, bolted cover, dash-pot function, graphite or stainless steel/graphite gaskets.



Applications:
Natural gas liquefaction and other liquefied gases.





<http://shop.ksb.com/catalog/k0/en/product/ES000890>

Swing check valves for nuclear applications

SISTO-RSKNA



	PN	16	Description: Swing check valve with flanged ends, body with or without lining, soft-seated, no dead volumes, straight-way pattern, full bore, slanted seat, static sealing to atmosphere; with soft rubber encapsulated pre-loaded valve disc featuring short travel to closure. Applications: Waste water systems, pump systems.	
	DN	25 - 300		
	T _{min.} [°C]	≥ -20		
	T _{max.} [°C]	≤ +100		
http://shop.ksb.com/catalog/k0/en/product/ES000838				

ZRN

	PN	≤ 320	Description: Swing check valve for nuclear applications, with butt weld ends, bolted cover, internally mounted hinge pin, forged body made of steel or stainless steel. Applications: Safety feed, feed water, live steam and condensate systems.	
	DN	50 - 600		
	T _{min.} [°C]	≥ -29		
	T _{max.} [°C]	≤ +365		
http://shop.ksb.com/catalog/k0/en/product/ES000399				



Tilting disc check valves to DIN/EN

COBRA-TDC01/03



	PN	10/16/25	Description: Tilting disc check valve to DIN/EN with flanged ends, with lever and counterweight/hydraulic damper, body and valve disc made of nodular cast iron, body seats made of stainless steel. Applications: Water supply systems	
	DN	100 - 2200		
	T _{min.} [°C]	≥ -10		
	T _{max.} [°C]	≤ +70		
http://shop.ksb.com/catalog/k0/en/product/ES000830				

Strainers to DIN/EN



BOA-S

	PN	6/16/25	Description: Strainer to DIN/EN with flanged ends, with standard or fine screen; all nominal sizes with drain plug in the cover. Applications: Hot-water heating systems, high-temperature hot water heating systems, heat transfer systems. General steam applications in building services and industry. Other fluids on request.	
	DN	15 - 400		
	T _{min.} [°C]	≥ -10		
	T _{max.} [°C]	≤ +350		
http://shop.ksb.com/catalog/k0/en/product/ES000401				

NORI 40 FSL/FSS



	PN	25/40	Description: Strainer to DIN/EN with flanged or butt weld ends, body made of cast steel, with standard or fine screen; all nominal sizes with drain plug in the cover, optional magnetic inserts. Applications: In heat transfer systems, industrial plants, building services and shipbuilding. For thermal oils, water, steam, gas and other non-aggressive fluids. Other fluids on request.	
	DN	15 - 300		
	T _{min.} [°C]	≥ -10		
	T _{max.} [°C]	≤ +450		
http://shop.ksb.com/catalog/k0/en/product/ES000523				

BOACHEM-FSA



	PN	10 - 40	Description: Strainer to DIN/EN with flanged ends, body made of stainless steel, with standard or fine screen; all nominal sizes with drain plug in the cover. Applications: Process engineering, industry, building services, food and beverages industries, for aggressive fluids. Other fluids on request.	
	DN	15 - 400		
	T _{min.} [°C]	≥ -10		
	T _{max.} [°C]	≤ +400		
http://shop.ksb.com/catalog/k0/en/product/ES000402				

Strainers to ANSI/ASME

ECOLINE FYC 150-600

	Class	150 - 600	Description: Strainer to ANSI/ASME with flanged ends, Y-pattern, bolted cover, cast steel A216 WCB, screen made of stainless steel 304, mesh width 1.5 mm. Applications: Refineries, power stations, process engineering and general industrial applications; water, steam, gas, oil. Other applications on request.	
	NPS [inch]	2 - 12		
	T _{min.} [°C]	≥ 0		
	T _{max.} [°C]	≤ +816		
			http://shop.ksb.com/catalog/k0/en/product/ES000665	

ECOLINE FYF 800

	Class	800	Description: Strainer to ANSI/ASME with threaded sockets (NPT) or socket weld ends (SW), Y-pattern, with bolted cover, forged steel A105, screen made of stainless steel 304. Mesh width 0.8 to 0.9 mm. Applications: Industrial applications, power stations, process engineering, refineries, oil and marine applications; for water, steam, gas, oil and other non-aggressive fluids.	
	NPS [inch]	½ - 2		
	T _{min.} [°C]	≥ 0		
	T _{max.} [°C]	≤ +816		
			http://shop.ksb.com/catalog/k0/en/product/ES000666	

Centred-disc butterfly valves

BOAX-CBV13



PN	10/16
DN	50 - 1200
T _{min.} [°C]	≥ -10
T _{max.} [°C]	≤ +115

Description:
Centred-disc butterfly valve with epoxy coating. Perfect shut-off in either flow direction. Flanged ends to EN standards, body made of nodular cast iron, valve disc made of stainless steel.

Applications:
Shut-off or control duties, drinking water, seawater, water supply, treatment and distribution systems, waste water, irrigation, ultra-pure water, air, oil.



● e, m, p

<http://shop.ksb.com/catalog/k0/en/product/ES000825>

BOAX-S/SF



PN	6/10/16
DN	20 - 600
T _{min.} [°C]	≥ -10
T _{max.} [°C]	≤ +130

Description:
Centred-disc butterfly valve for building services, with heat barrier and elastomer liner (EPDM XU or Nitrile K), with lever, manual gearbox or electric actuator; semi-lug body (T2) or full-lug body (T4) suitable for downstream dismantling and dead-end service. Valve disc made of stainless steel 1.4308, connections to EN.

Applications:
Heating, ventilation, air-conditioning systems, for drinking water.



● e, m, p + AMTROBOX/AMTRONIC/SMARTONIC

<http://shop.ksb.com/catalog/k0/en/product/ES000388>

BOAX-S/SF Gaz



PN	≤ 10
DN	20 - 600
T _{min.} [°C]	≥ -20
T _{max.} [°C]	≤ +60

Description:
Centred-disc butterfly valve for gas lines, with elastomer liner (epichlorohydrin EG), with yellow lever; semi-lug body (T2), full-lug body (T4). Valve disc made of stainless steel 1.4308, connections to EN.

Applications:
Gas lines



● e, m

<http://shop.ksb.com/catalog/k0/en/product/ES000388>

BOAX-B



PN	10/16
DN	40 - 1000
T _{min.} [°C]	≥ -10
T _{max.} [°C]	≤ +130

Description:
Centred-disc butterfly valve, sealed by elastomer liner (EPDM XC or Nitrile K), with lever, manual gearbox, pneumatic or electric actuator; wafer-type body (T1), semi-lug body (T2), full-lug body (T4) or U-section body with flat faces (T5). Body types T2, T4 and T5 are suitable for downstream dismantling and dead-end service. Valve disc made of nodular cast iron or stainless steel. Connections to EN, ASME or JIS.

Applications:
Engineering contractors. General water circuits, heating oil, oil. Shut-off and control duties in water management for water supply, water treatment, drainage and irrigation.



● e, m, p + AMTROBOX/AMTRONIC/SMARTONIC

<http://shop.ksb.com/catalog/k0/en/product/ES000573>

BOAX-B Gaz



PN	10/16
DN	40 - 300
T _{min.} [°C]	≥ -20
T _{max.} [°C]	≤ +90

Description:
Centred-disc butterfly valve, sealed by elastomer liner (epichlorohydrin EG or Nitrile K), with lever; semi-lug body (T2) or full-lug body (T4), valve disc made of nodular cast iron. Connections to EN.




Applications:
Gas pipes to NF ROB.GAZ N°095.00






● e, m

<http://shop.ksb.com/catalog/k0/en/product/ES000574>




BOAX-B APSAD

	PN	≤ 16	Description: Centred-disc butterfly valve, sealed by elastomer liner (EPDM XC), with manual gearbox to APSAD; semi-lug body (T2) suitable for downstream dismantling, valve disc made of nodular cast iron. Connections to EN. Applications: Fire protection	
	DN	40 - 300		
	T _{min.} [°C]	≥ -10		
	T _{max.} [°C]	≤ +110		
				
http://shop.ksb.com/catalog/k0/en/product/ES000867				




BOAX-B DVGW

	PN	10	Description: Centred-disc butterfly valve, sealed by elastomer liner (epichlorohydrin), with lever; semi-lug body (T2) or full-lug body (T4), valve disc made of nodular cast iron or stainless steel. Connections to EN. Applications: Gas lines and biogas plants.	
	DN	40 - 300		
	T _{min.} [°C]	≥ -20		
	T _{max.} [°C]	≤ +60		
				
http://shop.ksb.com/catalog/k0/en/product/ES000574				




BOAX-B FM

	PN	16	Description: Centred-disc butterfly valve, sealed by elastomer liner (EPDM XC), with manual gearbox to FM; semi-lug body (T2) suitable for downstream dismantling, valve disc made of nodular cast iron or stainless steel. Connections to EN. Applications: Fire protection	
	DN	40 - 300		
	T _{min.} [°C]	≥ -10		
	T _{max.} [°C]	≤ +110		
				
http://shop.ksb.com/catalog/k0/en/product/ES000904				

ISORIA 10/16

	PN	10/16	Description: Centred-disc butterfly valve, sealed by elastomer liner, with lever or manual gearbox, pneumatic, electric or hydraulic actuator. Wafer-type body (T1), semi-lug body (T2), full-lug body (T4) or U-section body with flat faces (T5). Body types T2 and T4 are suitable for downstream dismantling and dead-end service with counterflange. Connections to EN, ASME, JIS. Applications: Shut-off and control duties in all industrial and energy sectors.	
	DN	40 - 1000		
	T _{min.} [°C]	≥ -10		
	T _{max.} [°C]	≤ +200		
	 e, m, h, p + AMTROBOX/AMTRONIC/SMARTRONIC			
			http://shop.ksb.com/catalog/k0/en/product/ES000377	

ISORIA 20/25

	PN	20/25	Description: Centred-disc butterfly valve, sealed by elastomer liner, with lever or manual gearbox, pneumatic, electric or hydraulic actuator. Semi-lug body (T2), full-lug body (T4) or U-section body with flat faces (T5). Body types T2, T4 and T5 are suitable for downstream dismantling and dead-end service with counterflange. Connections to EN, ASME, JIS. Applications: Shut-off and control duties in all industrial and energy sectors.	
	DN	32 - 1000		
	T _{min.} [°C]	≥ -10		
	T _{max.} [°C]	≤ +200		
	Applications: Shut-off and control duties in all industrial and energy sectors.			
 e, m, h, p + AMTROBOX/AMTRONIC/SMARTRONIC			http://shop.ksb.com/catalog/k0/en/product/ES000379	

ISORIA 20 UL



PN	16
DN	40 - 700
T _{min.} [°C]	≥ -10
T _{max.} [°C]	≤ +200

Description:
Centred-disc butterfly valve, sealed by elastomer liner, with manual gearbox; semi-lug body (T2), full-lug body (T4). Body types T2 and T4 are suitable for downstream dismantling and dead-end service with counterflange. Connections to EN, ASME, JIS. Underwriter Laboratories (UL) approved.

Applications:
Fire protection



m

<http://shop.ksb.com/catalog/k0/en/product/ES000379>

MAMMOUTH



PN	6/10/16/20/25
DN	1050 - 4000
T _{min.} [°C]	≥ 0
T _{max.} [°C]	≤ +80

Description:
Centred-disc butterfly valve, sealed by elastomer liner, with manual gearbox, electric, hydraulic or counterweight actuator, U-section body with flat faces (T5), connections to EN, ASME or JIS.

Applications:
Water supply, water treatment, irrigation, drainage, desalination (reverse osmosis, multi-stage flash), industry. Cooling circuits and fire protection. Shipbuilding, steel industry and power stations (hydraulic, thermal, nuclear). Shut-off and control duties in all industrial sectors.



e, m, p + AMTROBOX/AMTRONIC/SMARTRONIC

<http://shop.ksb.com/catalog/k0/en/product/ES000382>

KE



PN	10
DN	40 - 600
T _{min.} [°C]	≥ -20
T _{max.} [°C]	≤ +200

Description:
Centred-disc butterfly valve with PFA liner for the chemical industry. With lever, manual gearbox, pneumatic or electric actuator. With wafer-type body (T1), full-lug body (T4) or U-section body with raised faces (T6). EN, ASME, JIS connections possible.

Applications:
Highly corrosive fluids: toxic and highly corrosive fluids which cannot be handled by metals or elastomers, thus requiring the sole use of PFA. Moderately corrosive and aggressive fluids allowing the use of a PFA liner with a stainless steel valve disc. Fluids requiring absolutely safe handling.



e, m, h, p + AMTROBOX/AMTRONIC/SMARTRONIC

<http://shop.ksb.com/catalog/k0/en/product/ES000380>

Double-offset butterfly valves

APORIS



PN	10/16/25
DN	100 - 2000
T _{min.} [°C]	≥ -10
T _{max.} [°C]	≤ +85

Description:
Double-offset butterfly valve with epoxy coating. Perfect shut-off in either flow direction. Flanged ends to EN standards, body and valve disc made of nodular cast iron.



Applications:
Shut-off or control duties; drinking water, seawater, air, water engineering.



e, m, p

<http://shop.ksb.com/catalog/k0/en/product/ES000930>



DANAİS 150

	PN	≤ 25	Description: Double-offset butterfly valve, with plastomer seat (also in fire-safe design), metal seat or elastomer seat (FKM [VITON R] or NBR [Nitrile]). Lever or manual gearbox, pneumatic, electric or hydraulic actuator. Body made of nodular cast iron, cast steel, stainless steel, aluminium bronze or duplex stainless steel (254 SMO). Wafer-type body (T1), full-lug body (T4), T4 suitable for downstream dismantling and dead-end service. Connections to EN, ASME, JIS. Applications: Petroleum, gas, chemical and petrochemical industry, marine applications, transport of petroleum products and chemicals, sugar industry, geothermal energy, shipbuilding, low-pressure steam, vacuum service, mining, corrosive fluids, cleaning agents, highly aggressive fluids, brine, paper and pulp industry, fertilisers. All applications requiring offset disc butterfly valves.	
	Class	150		
	DN	50 - 1200		
	T _{min.} [°C]	≥ -50		
	T _{max.} [°C]	≤ +260		
e, m, h, p + AMTROBOX/AMTRONIC/SMARTRONIC			http://shop.ksb.com/catalog/k0/en/product/ES000427	

DANAİS MTII



	PN	25/50	Description: Double-offset butterfly valve with plastomer seat or metal seat (fire-safe), without gland packing, maintenance-free, with lever or manual gearbox, pneumatic, electric or hydraulic actuator, body made of steel or stainless steel. Wafer-type body (T1), full-lug body (T4) or flanged body (T7) with flat or raised faces. Body types T4 and T7 are suitable for dead-end service. Connections to EN, ASME or JIS. Certified to German TA-Luft Technical Guidelines on Air Quality Control. Applications: Petroleum, gas, chemical and petrochemical industry, nuclear power stations, onshore and offshore plants. Steam, vacuum and all applications requiring offset-disc butterfly valves.	
	Class	150/300		
	DN	50 - 600		
	T _{min.} [°C]	≥ -50		
	T _{max.} [°C]	≤ +260		
e, m, h, p + AMTROBOX/AMTRONIC/SMARTRONIC			http://shop.ksb.com/catalog/k0/en/product/ES000381	

DANAİS TBTII

	PN	10/20	Description: Double-offset butterfly valve for cryogenic applications; full-lug body (T4), flanged body (T7) with flat or raised faces, or body with butt weld ends made of stainless steel to ASME Class 150, JIS, fire-safe design. On request degreased for oxygen service. Manual gearbox, pneumatic, electric or hydraulic actuator. Applications: Natural gas liquefaction, onshore and offshore plants. All liquefied gases.	
	Class	150		
	DN	50 - 1200		
	T _{min.} [°C]	≥ -50		
	T _{max.} [°C]	≤ +200		
e, m, h, p + AMTROBOX/AMTRONIC/SMARTRONIC			http://shop.ksb.com/catalog/k0/en/product/ES000815	

Triple-offset butterfly valves

TRIODIS 150

	PN	≤ 20	Description: Triple-offset butterfly valve, metal-seated (fire-safe), without gland packing, maintenance-free, with lever or manual gearbox, pneumatic, electric or hydraulic actuator. Body made of steel or stainless steel, full-lug body (T4), flanged body (T7) with flat or raised faces, body with butt weld ends (BWSE). Body types T4 and T7 can be used for dead-end service. Connections to EN, ASME or JIS. Connections to ASME: Schedule 10S, 10, STD and XS to NPS for valves with butt weld ends (other connections on request). Certified to German TA-Luft Technical Guidelines on Air Quality Control. Fire-safe design tested and certified to BS 6775-2. ATEX-compliant in accordance with Directive 2014/34/EU. In compliance with NACE MR0175 / ISO 15156 and MR 0103. Applications: Natural gas liquefaction. All liquefied gases. Heat transfer fluids, oil, gas, petrochemical industry, tank farms, refineries, onshore and offshore plants.	
	Class	150		
	DN	50 - 1400		
	T _{min.} [°C]	≥ -196		
	T _{max.} [°C]	≤ +450		
e, m, h, p + AMTROBOX/AMTRONIC/SMARTRONIC			http://shop.ksb.com/catalog/k0/en/product/ES000816	

TRIODIS 300



PN	≤ 50
Class	300
DN	80 - 1200
T _{min.} [°C]	≥ -196
T _{max.} [°C]	≤ +450

Description:

Triple-offset butterfly valve, metal-seated (fire-safe), without gland packing, maintenance-free, with lever or manual gearbox, pneumatic, electric or hydraulic actuator. Body made of steel or stainless steel, full-lug body (T4), flanged body (T7) with flat or raised faces, body with butt weld ends (BWSE). Body types T4 and T7 can be used for dead-end service. Connections to EN, ASME or JIS. Connections to ASME: Schedule 40S and STD to NPS for valves with butt weld ends (other connections on request). Fugitive emissions performance tested and certified to EN ISO 15848-1. Certified to German TA-Luft Technical Guidelines on Air Quality Control. Fire-safe design tested and certified to BS 6775-2. ATEX-compliant in accordance with Directive 2014/34/EU. In compliance with NACE MR0175 / ISO 15156 and MR 0103.

Applications:

Natural gas liquefaction. All liquefied gases. Heat transfer fluids, aggressive fluids, oil, gas, petrochemical industry, tank farms, refineries, onshore and offshore plants.



● m, p + AMTROBOX/AMTRONIC/SMARTRONIC

<http://shop.ksb.com/catalog/k0/en/product/E5000817>

TRIODIS 600



PN	≤ 100
Class	600
DN	150 - 1000
T _{min.} [°C]	≥ -196
T _{max.} [°C]	≤ +450

Description:

Triple-offset butterfly valve, metal-seated (fire-safe), without gland packing, maintenance-free, with lever or manual gearbox, pneumatic, electric or hydraulic actuator. Body made of steel or stainless steel, full-lug body (T4), flanged body (T7) with flat or raised faces. Body types T4 and T7 can be used for dead-end service. Connections to EN, ASME or JIS (other connections on request). Fugitive emissions performance tested and certified to EN ISO 15848-1. Certified to German TA-Luft Technical Guidelines on Air Quality Control. Fire-safe design tested and certified to BS 6775-2. ATEX-compliant in accordance with Directive 2014/34/EU. In compliance with NACE MR0175 / ISO 15156 and MR 0103.

Applications:

Natural gas liquefaction. All liquefied gases. Heat transfer fluids, aggressive fluids, oil, gas, petrochemical industry, tank farms, refineries, onshore and offshore plants.



● m, p + AMTROBOX/AMTRONIC/SMARTRONIC

<http://shop.ksb.com/catalog/k0/en/product/E5000818>

Butterfly valves for nuclear applications

CLOSSIA



PN	≤ 5,5
DN	250/500/750/1000
T _{min.} [°C]	≥ -20
T _{max.} [°C]	≤ +170

Description:

Double-offset butterfly valve, metal-seated, maintenance-free. Steel body with one flanged and one weld end. With safety actuator with manual, pneumatic or electric actuation.

Applications:

In reactor containment of nuclear power stations.



● e, m, p

<http://shop.ksb.com/catalog/k0/en/product/E5000907>

Combined butterfly/check valve

DUALIS



DN	500 - 1400
T _{min.} [°C]	≥ -10
T _{max.} [°C]	≤ +65

Description:

Combined butterfly/check valve with single-acting hydraulically controlled counterweight actuator. For actuating valves of DN 500 to 1400.

Applications:




For installation in pump discharge lines in pumping stations. Power station cooling circuits. Protects pipelines and turbines.






<http://shop.ksb.com/catalog/k0/en/product/E5000905>

Single-piece ball valves

MP-CI/MP-II




	PN	16	Description: Ball valve to DIN/EN with wafer-type body made of Kanigen-treated carbon steel (MP/CI) or stainless steel (MP/II), stainless steel ball, PTFE/graphite seat. Applications: Irrigation and fire-fighting systems, domestic water supply, air-conditioning systems, cooling circuits, water supply systems.	
	DN	15 - 150		
	T _{min.} [°C]	≥ -10		
	T _{max.} [°C]	≤ +200		
			http://shop.ksb.com/catalog/k0/en/product/ES000625	

PROFIN-VT1




	PN	40	Description: Ball valve to ANSI/ASME with threaded ends (BSP), single-piece body, reduced bore, solid ball, blowout-proof stem, body made of stainless steel. Applications: In spray irrigation systems, general irrigation systems, fire-fighting systems, air-conditioning systems, paint shops, snow-making systems, washing plants, water supply systems, mining, pressure boosting, chemical industry, process engineering, paper and pulp industry, domestic water supply, heating, ventilation and air-conditioning applications. For cleaning agents, condensate, cooling water, corrosive fluids, drinking water, fire-fighting water, lubricants, oil, river water, seawater, groundwater, service water, wash water and solvents.	
	DN	8 - 50		
	T _{min.} [°C]	≥ -10		
	T _{max.} [°C]	≤ +150		
				
http://shop.ksb.com/catalog/k0/en/product/ES000894				

Two-piece ball valves

ECOLINE BLT 150-300




	Class	150 / 300	Description: Ball valve to ANSI/ASME with flanged ends, two-piece body, full bore, floating ball, plastomer sealing (also in fire-safe design). Applications: General industry, power stations, chemical industry, petrochemical industry and all related branches of industry, paper industry, food industry and pharmaceutical industry.	
	DN	15 - 300		
	T _{min.} [°C]	≥ -10		
	T _{max.} [°C]	≤ +200		
				
http://shop.ksb.com/catalog/k0/en/product/ES000795				

PROFIN-VT2L




	PN	40	Description: Ball valve to ANSI/ASME with threaded ends (BSP), two-piece body, full bore, solid ball, anti-static design, blowout-proof stem, body made of stainless steel. Applications: In spray irrigation systems, general irrigation systems, fire-fighting systems, air-conditioning systems, paint shops, snow-making systems, washing plants, water supply systems, mining, pressure boosting, chemical industry, process engineering, paper and pulp industry, domestic water supply, heating, ventilation and air-conditioning applications. For cleaning agents, condensate, cooling water, corrosive fluids, drinking water, fire-fighting water, lubricants, oil, river water, seawater, groundwater, service water, wash water and solvents.	
	DN	8 - 80		
	T _{min.} [°C]	≥ -10		
	T _{max.} [°C]	≤ +150		
				
http://shop.ksb.com/catalog/k0/en/product/ES000894				

Three-piece ball valves




ECOLINE BLC 1000

	Class	1000 WOG	Description: Ball valve to ANSI/ASME with threaded ends (NPT), butt weld or socket weld ends, three-piece body, full bore, floating ball. Plastomer sealing (also in fire-safe design). Applications: General industry, power stations, chemical industry, petrochemical industry and all related branches of industry, paper industry, food industry and pharmaceutical industry.	
	DN	8 - 100		
	T _{min.} [°C]	≥ -10		
	T _{max.} [°C]	≤ +200		
 http://shop.ksb.com/catalog/k0/en/product/ES000794				

PROFIN-SI3FIT/-SI3IT/-SI3LIT




	PN	16/40	Description: Ball valve to ANSI/ASME with flanged ends, threaded ends (BSP) or long butt weld ends, three-piece body, full bore, solid ball, top flange to ISO 5211, anti-static design, blowout-proof stem, spring-loaded stem seal, body made of stainless steel. Applications: In spray irrigation systems, general irrigation systems, fire-fighting systems, air-conditioning systems, paint shops, snow-making systems, washing plants, water supply systems, mining, pressure boosting, chemical industry, process engineering, paper and pulp industry, domestic water supply, heating, ventilation and air-conditioning applications. For cleaning agents, condensate, cooling water, corrosive fluids, drinking water, fire-fighting water, lubricants, oil, river water, seawater, groundwater, service water, wash water and solvents.	
	DN	15 - 100		
	T _{min.} [°C]	≥ -10		
	T _{max.} [°C]	≤ +150		
 http://shop.ksb.com/catalog/k0/en/product/ES000893				

PROFIN-VT3/-VT3L/-VT3F/-VT33L

	PN	16/40	Description: Ball valve to ANSI/ASME with flanged ends, threaded ends (BSP) or long butt weld ends, three-piece body, full bore, solid ball, blowout-proof stem, body made of stainless steel. Applications: In spray irrigation systems, general irrigation systems, fire-fighting systems, air-conditioning systems, paint shops, snow-making systems, washing plants, water supply systems, mining, pressure boosting, chemical industry, process engineering, paper and pulp industry, domestic water supply, heating, ventilation and air-conditioning applications. For cleaning agents, condensate, cooling water, corrosive fluids, drinking water, fire-fighting water, lubricants, oil, river water, seawater, groundwater, service water, wash water and solvents.	
	DN	8 - 100		
	T _{min.} [°C]	≥ -10		
	T _{max.} [°C]	≤ +150		
 http://shop.ksb.com/catalog/k0/en/product/ES000894				

Soft-seated diaphragm valves to DIN/EN

SISTO-KB

	PN	10	Description: Diaphragm valve to DIN/EN with flanged ends; shut-off and sealing to atmosphere by diaphragm; straight-way pattern, body with or without lining, position indicator with integrated stem protection. DN 125 to DN 200 with threaded bush. All moving parts are separated from the fluid by the diaphragm. Maintenance-free. Applications: In building services, industrial plants, power stations; suitable for abrasive and aggressive products such as service water, waste water, acids, alkaline solutions, sludges and suspensions.	
	DN	15 - 200		
	T _{min.} [°C]	≥ -20		
	T _{max.} [°C]	≤ +140		
 http://shop.ksb.com/catalog/k0/en/product/ES000314				

SISTO-KBS



PN	10
DN	15 - 200
T _{min.} [°C]	≥ -20
T _{max.} [°C]	≤ +140

Description:
Diaphragm valve to DIN/EN with flanged ends, short face-to-face length; shut-off and sealing to atmosphere by diaphragm; straight-way pattern, body with or without lining, position indicator with integrated stem protection. DN 125 to DN 200 with threaded bush. All moving parts are separated from the fluid by the diaphragm. Maintenance-free.

Applications:
In building services, industrial plants, power stations; suitable for abrasive and aggressive products such as service water, waste water, acids, alkaline solutions, sludges and suspensions.



● e, m, p

<http://shop.ksb.com/catalog/k0/en/product/ES000526>

SISTO-10



PN	10
DN	15 - 300
T _{min.} [°C]	≥ -20
T _{max.} [°C]	≤ +160

Description:
Diaphragm valve to DIN/EN with flanged ends; shut-off and sealing to atmosphere by spiral-supported diaphragm (DN 65 and above); body with or without lining, position indicator with integrated stem protection. All moving parts are separated from the fluid by the diaphragm. Maintenance-free.

Applications:
In industrial and chemical plants, in process engineering. Suitable for service water, air, oil, abrasive and aggressive fluids.



● e, m, p

<http://shop.ksb.com/catalog/k0/en/product/ES000315>

SISTO-10M



PN	10
DN	15 - 80
T _{min.} [°C]	≥ -10
T _{max.} [°C]	≤ +140

Description:
Diaphragm valve to DIN/EN with threaded sockets; shut-off and sealing to atmosphere by spiral-supported diaphragm (DN 65 and above); position indicator with integrated stem protection. All moving parts are separated from the fluid by the diaphragm. Maintenance-free.

Applications:
In industrial and chemical plants, in process engineering. Suitable for service water, air, oil, abrasive and aggressive fluids.



● e, m, p

<http://shop.ksb.com/catalog/k0/en/product/ES000513>

SISTO-16



PN	16
DN	15 - 200
T _{min.} [°C]	≥ -10
T _{max.} [°C]	≤ +160

Description:
Diaphragm valve to DIN/EN with flanged ends; shut-off and sealing to atmosphere by completely enclosed spiral-supported diaphragm; body with or without lining, position indicator with integrated stem protection. All moving parts are separated from the fluid by the diaphragm. Maintenance-free.

Applications:
In building services, industrial plants and power stations; suitable for drinking water, service water, air, oil, technical gases; from fluids handled in the food and beverages industry to abrasive and aggressive products in chemical and process engineering.



● e, m, p

<http://shop.ksb.com/catalog/k0/en/product/ES000316>

SISTO-16S



PN	16
DN	15 - 200
T _{min.} [°C]	≥ -20
T _{max.} [°C]	≤ +160

Description:
Diaphragm valve to DIN/EN with flanged ends, short face-to-face length; shut-off and sealing to atmosphere by completely enclosed spiral-supported diaphragm; body with or without lining, position indicator with integrated stem protection. All moving parts are separated from the fluid by the diaphragm. Maintenance-free.

Applications:
In building services, industrial plants and power stations; suitable for drinking water, service water, air, oil, technical gases; from fluids handled in the food and beverages industry to abrasive and aggressive products in chemical and process engineering.



● e, m, p

<http://shop.ksb.com/catalog/k0/en/product/ES000514>

SISTO-16RGA



PN	16
DN	15 - 80
T _{min.} [°C]	≥ -10
T _{max.} [°C]	≤ +90

Description:
Diaphragm valve to DIN/EN with gunmetal body and threaded sockets for drinking water installations in building services to DIN 1988, DIN-DVGW-approved for water acc. to test W 270, in compliance with KTW recommendations (use of elastomers in drinking water applications); shut-off and sealing to atmosphere by completely enclosed diaphragm; position indicator with integrated stem protection. All moving parts are separated from the fluid by the diaphragm. Maintenance-free.

Applications:
Drinking water, particularly drinking water installations to DIN 1988, seawater, all service water qualities.



m

<http://shop.ksb.com/catalog/k0/en/product/ES000319>

SISTO-16TWA/HWA/DLU



PN	16
DN	15 - 200
T _{min.} [°C]	≥ -10
T _{max.} [°C]	≤ +140

Description:
Diaphragm valve to DIN/EN with flanged ends, for drinking water installations to DIN 1988, DIN-DVGW-approved for water acc. to test W 270, in compliance with KTW recommendations (use of elastomers in drinking water applications); shut-off and sealing to atmosphere by completely enclosed diaphragm; position indicator with integrated stem protection. All moving parts are separated from the fluid by the diaphragm. Maintenance-free.

Applications:
SISTO-16TWA (drinking water up to 90 °C): drinking water, particularly drinking water installations to DIN 1988, water containing chlorine, seawater, etc.
SISTO-16HWA (hot water up to 140 °C): all service water qualities. SISTO-16 DLU (compressed air up to 90 °C): compressed air with oil content, oils and technical gases.



e, m, p

<http://shop.ksb.com/catalog/k0/en/product/ES000318>

SISTO-20



PN	16
DN	15 - 200
T _{min.} [°C]	≥ -20
T _{max.} [°C]	≤ +160

Description:
Diaphragm valve to DIN/EN with flanged ends; shut-off and sealing to atmosphere by completely enclosed spiral-supported diaphragm; body with or without lining, position indicator with integrated stem protection. All moving parts are separated from the fluid by the diaphragm. Maintenance-free.

Applications:
In building services, industrial plants and power stations; suitable for drinking water, service water, air, oil, technical gases; from fluids handled in the food and beverages industry to abrasive and aggressive products in chemical and process engineering.



e, m, p

<http://shop.ksb.com/catalog/k0/en/product/ES000317>

SISTO-C



PN	16
DN	6 - 100
T _{min.} [°C]	≥ -20
T _{max.} [°C]	≤ +160

Description:
Diaphragm valve with butt weld ends or clamps; in straight-way, Y or T pattern, or as a multi-port valve; shut-off and sealing to atmosphere by completely enclosed diaphragm. No dead volumes, suitable for sterilisation, SIP/CIP-compliant design, visual position indicator. All moving parts are separated from the fluid by the diaphragm. Maintenance-free.

Applications:
Biotechnology, pharmaceutical industry, sterile processes, food and beverages industry.





m, p



<http://shop.ksb.com/catalog/k0/en/product/ES000320>

Diaphragm valves for nuclear applications

SISTO-20NA


	PN	20	Description: Diaphragm valve for nuclear applications, with butt weld ends; shut-off and sealing to atmosphere by completely enclosed spiral-supported diaphragm. All moving parts are separated from the fluid by the diaphragm. Maintenance-free. Applications: Cleaning systems, condensate and cooling water systems, waste water systems, auxiliary systems.	
	DN	8 - 150		
	T _{min.} [°C]	≥ -20		
	T _{max.} [°C]	≤ +100		
e, m, p			http://shop.ksb.com/catalog/k0/en/product/ES000840	

SISTO-DrainNA

	PN	16	Description: Diaphragm valve for nuclear applications, with butt weld ends; shut-off and sealing to atmosphere by completely enclosed spiral-supported diaphragm. All moving parts are separated from the fluid by the diaphragm. Maintenance-free. Applications: Heating systems, air-conditioning systems, auxiliary systems.	
	DN	15 - 25		
	T _{min.} [°C]	≥ -20		
	T _{max.} [°C]	≤ +100		
m			http://shop.ksb.com/catalog/k0/en/product/ES000841	



Feed water bypass valves

ZJSVM/RJSVM

	PN	≤ 600	Description: Feed water bypass valve to DIN/EN with butt weld ends, pressure seal design, billet-forged body, Z or T pattern, seat/disc interface made of wear and corrosion resistant Stellite, controlled by process fluid. Applications: In industrial plants, power stations, process engineering and shipbuilding. For water and steam. Other non-aggressive fluids such as gas or oil on request.	
	DN	100 - 800		
	T _{min.} [°C]	≥ -10		
	T _{max.} [°C]	≤ +450		
e, m, p				

Expansion and anti-vibration joints

ECOLINE GE1/GE2/GE3

	PN	16	Description: Expansion joint to DIN/EN with flanged or threaded ends, made of EPDM elastomer or NBR, flanges made of nickel-coated carbon steel. Applications: Irrigation, domestic water supply, air-conditioning systems, cooling circuits, food and beverages industry, water treatment, water supply.	
	DN	15 - 300		
	T _{min.} [°C]	≥ -10		
	T _{max.} [°C]	≤ +105		
			http://shop.ksb.com/catalog/k0/en/product/ES000687	

ECOLINE GE4



PN	16
DN	20 - 200
T _{min.} [°C]	≥ -10
T _{max.} [°C]	≤ +100

Description:
Anti-vibration joint to DIN/EN, body made of EPDM, flanges to EN standards.



Applications:
Irrigation, domestic water supply, air-conditioning systems, cooling circuits, food and beverages industry, water treatment, water supply.





<http://shop.ksb.com/catalog/k0/en/product/ES000681>

Levers

CR/CM



	<div><div>T_{min.} [°C]</div><div>T_{max.} [°C]</div></div> <div><div>≥ -20</div><div>≤ +80</div></div>	<div>Description: Lever made of ductile cast iron. CR type series: locks in 10 positions (open, closed and 8 evenly spaced intermediate positions) and CM type series: same as CR, with special coating.</div> <div>Applications: All applications in building services, water, energy and industrial engineering.</div>	
http://shop.ksb.com/catalog/k0/en/product/ES000501			

S/SR/SP




	<div><div>T_{min.} [°C]</div><div>T_{max.} [°C]</div></div> <div><div>≥ -20</div><div>≤ +80</div></div>	<div>Description: Lever made of light metal alloy; type series S: locks in limit positions (open and closed), type series SR: locks in 9 positions (open, closed and 7 evenly spaced intermediate positions), type series SP: locks in any position.</div> <div>Applications: All applications in water, energy and industrial engineering.</div>	
http://shop.ksb.com/catalog/k0/en/product/ES000501			

Manual gearboxes

MN



	<div>Output torque [Nm]</div> <div>Enclosure</div> <div><div>T_{min.} [°C]</div><div>T_{max.} [°C]</div></div> <div><div>≤ 250</div><div>IP67</div><div>≥ -20</div><div>≤ +80</div></div>	<div>Description: Manual actuator for operating quarter-turn valves. MN range manual gearbox, irreversible worm gear kinematics, handwheel-operated.</div> <div>Applications: Building services, general industrial processes, water and industrial applications in non-corrosive and non-saline environments.</div>	
http://shop.ksb.com/catalog/k0/en/product/ES000503			

MR



	<div>Output torque [Nm]</div> <div>Enclosure</div> <div><div>T_{min.} [°C]</div><div>T_{max.} [°C]</div></div> <div><div>≤ 16000</div><div>IP67/IP68</div><div>≥ -50</div><div>≤ +80</div></div>	<div>Description: Heavy-duty manual actuator for operating quarter-turn valves. MR range manual gearbox, irreversible worm gear or patented AMRI yoke kinematics. Handwheel-operated as standard. Models MR 400 to 1600 can be fitted with actuators. Options include alternative operating mechanisms, limit switch boxes, low-temperature version, etc.</div> <div>Applications: Building services, industry and process engineering, water and waste water management, energy, petroleum and natural gas, mining, dredgers and shipbuilding.</div>	
<div><div> AMTROBOX</div>http://shop.ksb.com/catalog/k0/en/product/ES000502</div>			

Electric actuators



ACTELEC (BERNARD CONTROLS)

	Quarter-turn actuator	EZ4 - SQ120	Description: Electric actuators by BERNARD CONTROLS for direct mounting on quarter-turn valves (actuator flange to ISO 5211) or with a manual gearbox of the MR type series (actuator flange to ISO 5210). Power supply: single-phase AC, three-phase or direct current. Torque switch, travel stop and limit switch box as standard. For on/off or control duties. Integrated local control or remote control. Applications: All applications in water engineering, energy and industrial engineering.	
	Multi-turn actuator	31 - 800		
	Enclosure	IP67		
	Output torque [Nm]	≤ 8000		
http://shop.ksb.com/catalog/k0/en/product/ES000407				

ACTELEC (AUMA)



	Quarter-turn actuator	SQ 05.2 - SQ 12	Description: Electric actuators by AUMA for direct mounting on quarter-turn valves (actuator flange to ISO 5211) or with a manual gearbox of the MR type series (actuator flange to ISO 5210). Power supply: single-phase AC, three-phase or direct current. Torque switch, travel stop and limit switch box as standard. For on/off or control duties. Integrated local control or remote control. Applications: All applications in water engineering, energy and industrial engineering.	
	Multi-turn actuator	31 - 1600		
	Enclosure	IP67		
	Output torque [Nm]	≤ 16000		
http://shop.ksb.com/catalog/k0/en/product/ES000407				

SISTO-LAE

	Type	AUMA	Description: Multi-turn actuators for valves with rising stem, max. closing force 60,000 N, configurable as a function of flow characteristics and valve travel; open/closed position feedback; factory-mounted. Applications: Building services, industry, power stations, food industry, chemical industry.	
	Multi-turn actuator			
	Enclosure	IP67		
	Output torque [Nm]	≤ 250		
http://shop.ksb.com/catalog/k0/en/product/ES000405				




Hydraulic actuators

HQ





	Output torque [Nm]	≤ 55000	Description: Single-acting or double-acting hydraulic actuator (gas cartridge or spring) for mounting on quarter-turn valves (butterfly valves or ball valves). Actuator flange to ISO 5211. Control pressure up to 160 bar. Mounts on valve stems with square end or flat end. Force transmission via rack-and-pinion or scotch-yoke kinematics provides output torques of up to 55,000 Nm which are ideal for actuating quarter-turn valves. Equipped with a visual position indicator and adjustable travel stops for open/closed position as standard. Optional manual override. Can be equipped with a hydraulic power unit: for shut-off, as a safety block, ESD block, as a bypass device enabling manual override. Can be combined with all limit switch boxes of the AMTROBOX/AMTROBOX R type series. Applications: Marine	
	Enclosure	IP68		
	T _{min.} [°C]	-45		
	T _{max.} [°C]	+100		
http://shop.ksb.com/catalog/k0/en/product/ES000924				

Pneumatic actuators



ACTAIR NG

	Output torque [Nm] at a control pressure of 6 bar	≤ 8000	Description: Double-acting pneumatic actuator for mounting on quarter-turn valves (butterfly valves or ball valves). Actuator flange to ISO 5211. Control pressure up to 8 bar. Mounts on valve stems with square end or flat end. Force transmission via scotch-yoke kinematics provides output torques of up to 8000 Nm which are ideal for actuating quarter-turn valves. Equipped with a visual position indicator and adjustable travel stops for closed or closed/open position as standard, depending on the actuator size. Optional separate or integrated manual override. Suitable for mounting control unit type series AMTROBOX, AMTRONIC, SMARTRONIC or any other device with an interface to VDI/VDE 3845.	
	Enclosure T _{min.} [°C] T _{max.} [°C]	IP68 ≥ -50 ≤ +80		
			Applications: All applications in water engineering, energy and industrial engineering.	
			http://shop.ksb.com/catalog/k0/en/product/ES000411	



DYNACTAIR NG

		Output torque [Nm] at a control pressure of 6 bar	≤ 4000	Description: Single-acting pneumatic actuator for mounting on quarter-turn valves (butterfly valves or ball valves). Actuator flange to ISO 5211. Control pressure up to 8 bar. Mounts on valve stems with square end or flat end. Force transmission via scotch-yoke kinematics provides output torques of up to 4000 Nm which are ideal for actuating quarter-turn valves. Reset to fail-safe position in case of control air failure is effected by means of spring assemblies. Equipped with a visual position indicator and adjustable travel stops for closed or closed/open position as standard, depending on the actuator size. Optional separate or integrated manual override. Suitable for mounting control unit type series AMTROBOX, AMTRONIC, SMARTRONIC or any other device with an interface to VDI/VDE 3845. Applications: All applications in water engineering, energy and industrial engineering.	
	Enclosure T _{min.} [°C] T _{max.} [°C]	IP68 ≥ -50 ≤ +80			
			http://shop.ksb.com/catalog/k0/en/product/ES000412		



SISTO-LAD

	Control air pressure [bar]	≤ 6	Description: Diaphragm actuator in compact design for mounting on valves with a linear stem movement (globe, diaphragm and gate valves). Available in single-acting spring-to-close or spring-to-open design, or double-acting air-to-open/air-to-close design; suitable for mounting limit switches or positioners to suit customer requirements, factory-mounted. Settings are adjusted during factory test run.	
	Closing force [N]	≤ 20000		
			Applications: In building services, industrial plants, power stations; suitable for abrasive and aggressive products such as service water, waste water, acids, alkaline solutions, sludges and suspensions.	
http://shop.ksb.com/catalog/k0/en/product/ES000805				

SISTO-LAP



	Control air pressure [bar]	≤ 10	Description: Piston actuator in heavy-duty design for mounting on valves with a linear stem movement (globe, diaphragm and gate valves). Mounting flange to DIN/ISO 5210, available in single-acting spring-to-close or spring-to-open design, or double-acting air-to-open/air-to-close design; suitable for mounting limit switches or positioners to suit customer requirements, factory-mounted. Settings are adjusted during factory test run.	
	Closing force [N]	≤ 250000		
			Applications: In building services, industrial plants, power stations, the food and beverages industries and the chemical industry. The pneumatic actuators can also be used in potentially explosive atmospheres.	
http://shop.ksb.com/catalog/k0/en/product/ES000409				

SISTO-C LAP

	Control air pressure [bar]	≤ 10	Description: Piston actuator in high-grade stainless steel design for use on SISTO-C diaphragm valves. Available in single-acting spring-to-close or spring-to-open design, or double-acting air-to-open/air-to-close design; suitable for mounting limit switches or positioners to suit customer requirements, factory-mounted. Settings are adjusted during factory test run. Applications: Biotechnology, pharmaceutical industry, sterile processes, food and beverages industry.	
	Closing force [N]	≤ 20000		
	http://shop.ksb.com/catalog/k0/en/product/ES000320			



Actuator accessories

RMD



	Enclosure	IP65	Description:	
	T _{min.} [°C]	≥ -20	Manual override using a declutchable gear operator with handwheel for mounting on ACTAIR NG double-acting pneumatic actuators, DYNACTAIR NG single-acting pneumatic actuators and HQ single-acting or double-acting hydraulic actuators. The manual override is fitted between the valve and the actuator. The manual override has priority over the pneumatic or hydraulic actuator and is locked either in clutched or declutched position using the locking device.	
	T _{max.} [°C]	≤ +80	Applications: All applications in water, energy and industrial engineering.	
http://shop.ksb.com/catalog/k0/en/product/ES000906				

Monitoring



AMTROBOX

	Enclosure T _{min.} [°C] T _{max.} [°C]	IP67 ≥ -20 ≤ +80	Description: Multi-functional AMTROBOX limit switch box. For open/closed position signalling via mechanical limit switches or proximity sensors. AMTROBOX (R1149) mounts on MR manual gearboxes, ACTAIR NG pneumatic actuators and HQ hydraulic actuators. Applications: All applications in water engineering, building services and energy engineering.	
http://shop.ksb.com/catalog/k0/en/product/ES000463				



AMTROBOX EEx ia

	Enclosure T _{min.} [°C] T _{max.} [°C]	IP67 ≥ -20 ≤ +80	Description: Multi-functional AMTROBOX limit switch box. For open/closed position signalling via mechanical limit switches or proximity sensors. AMTROBOX EEx ia (R1172): intrinsically safe version for potentially explosive atmospheres. Applications: All applications in water engineering, building services and energy engineering.	
http://shop.ksb.com/catalog/k0/en/product/ES000463				



AMTROBOX ATEX Zone 22

	Enclosure T _{min.} [°C] T _{max.} [°C]	IP67 ≥ -10 ≤ +60	Description: Multi-functional AMTROBOX limit switch box. For open/closed position signalling via mechanical limit switches or proximity sensors. AMTROBOX ATEX (X1140, X1149): ATEX-compliant version for potentially explosive dust atmospheres (Zone 22). Applications: All applications in water engineering, building services and energy engineering.	
http://shop.ksb.com/catalog/k0/en/product/ES000463				

AMTROBOX F

	Enclosure T _{min.} [°C] T _{max.} [°C]	IP67 ≥ -20 ≤ +80	Description: AmTROBOX F is a limit switch box specially designed for levers and all ISO 5211 actuators for signalling open or closed position via Proximity sensors. It can be used with S or C levers and ACTAIR NG / DYNACTAIR NG pneumatic actuators. Thanks to its key feature, a particularly low height (< 5 mm), it can be mounted between any valve and actuator with ISO 5211 interface. Applications: All applications in water engineering, building services and energy engineering.	
http://shop.ksb.com/catalog/k0/en/product/ES000463				

AMTROBOX M

	Enclosure T _{min.} [°C] T _{max.} [°C]	IP65 ≥ -20 ≤ +80	Description: Limit switch box specially designed for manual actuation. For open/closed position signalling via mechanical limit switches or proximity sensors. AMTROBOX M mounts on the S series of quarter-turn levers (R1020) and manual gearbox types MA 12 and MA 25 (R1021). Applications: All applications in water engineering, building services and energy engineering.	
http://shop.ksb.com/catalog/k0/en/product/ES000463				

AMTROBOX R



Enclosure
T_{min.} [°C]
T_{max.} [°C]

IP68
≥ -45
≤ +70

Description:

Sturdy and multi-functional. For open/closed position signalling via mechanical limit switches or proximity sensors. AMTROBOX R (R1187) mounts on MR manual gearboxes, ACTAIR NG pneumatic actuators, HQ hydraulic actuators and any actuators with VDI/VDE interface.

Applications:

All applications in water engineering, energy engineering, offshore and heavy industry.



<http://shop.ksb.com/catalog/k0/en/product/ES000463>

AMTROBOX R EEx ia



Enclosure
T_{min.} [°C]
T_{max.} [°C]

IP68
≥ -25
≤ +80

Description:

Sturdy and multi-functional. For open/closed position signalling via mechanical limit switches or proximity sensors. AMTROBOX R EEx ia (R11188): intrinsically safe version for explosive atmospheres (Zones 0 + 20).

Applications:

All applications in water engineering, energy engineering, offshore and heavy industry.



<http://shop.ksb.com/catalog/k0/en/product/ES000463>

AMTROBOX R Ex d



Enclosure
T_{min.} [°C]
T_{max.} [°C]

IP68
≥ -25
≤ +80

Description:

Sturdy and multi-functional. For open/closed position signalling via mechanical limit switches or proximity sensors. AMTROBOX R Exd (R1189): intrinsically safe version for potentially explosive atmospheres.

Applications:

All applications in water engineering, energy engineering, offshore and heavy industry.



<http://shop.ksb.com/catalog/k0/en/product/ES000463>

ON/OFF valve controllers

AMTRONIC



Enclosure
Control air pressure [bar]
T_{min.} [°C]
T_{max.} [°C]

IP67
3 - 8
≥ -20
≤ +80

Description:

On/off control of pneumatic quarter-turn actuators and open/closed position signalling. Mounts directly on ACTAIR NG actuators with no need for a bracket, providing a rugged, compact and integrated solution. Its integrated directional control valve eliminates the need for any pneumatic lines between AMTRONIC and the actuator. The actuating time of the actuator can be set via AMTRONIC's air flow reducer. AMTRONIC can be connected to Profibus DP and AS-i field buses. AMTRONIC has been specially developed to reduce control unit cabling. Connection via field bus enables both power supply and control information exchange with the process control system. AMTRONIC can be integrated in field bus environments with Profibus DP protocol and especially AS-i protocol. The intrinsically safe AMTRONIC Ex ia version can be operated in potentially explosive atmospheres. It complies with ATEX directive 2014/34/EU and is marked to CE 0081 Ex II 1 G. Type of protection EEx-ia IIC T6 as per EN 50014 and EN 50020.

Applications:



All applications in water, energy and industrial engineering.





<http://shop.ksb.com/catalog/k0/en/product/ES000462>

Positioners

SMARTRONIC MA



	Enclosure	IP67	Description: SMARTRONIC MA (R1310) is an electro-pneumatic digital positioner powered via the 4-20 mA signal. Mounts on ACTAIR NG/DYNACTAIR NG actuators with direct compressed air supply, or on any type of quarter-turn actuator with VDI/VDE 3845 interface and linear actuators with NAMUR interface. SMARTRONIC MA reduces investment, commissioning and operating costs as the unit consumes no air while idle. Applications: All applications in water, energy and industrial engineering.	
	Control air pressure [bar] T _{min.} [°C] T _{max.} [°C]	2 - 7 ≥ -20 ≤ +80		
http://shop.ksb.com/catalog/k0/en/product/ES000461				

SMARTRONIC AS-i

	Enclosure	IP67	Description: SMARTRONIC AS-i is an electro-pneumatic digital positioner for connection to an AS-i field bus. Certified by AS International. Mounts on ACTAIR NG/DYNACTAIR NG actuators with direct compressed air supply, or on any type of quarter-turn actuator with VDI/VDE 3845 interface and linear actuators with NAMUR interface. Applications: All applications in water, energy and industrial engineering.	
	Control air pressure [bar] T _{min.} [°C] T _{max.} [°C]	3 - 8 ≥ -20 ≤ +80		
http://shop.ksb.com/catalog/k0/en/product/ES000874				

Intelligent positioners

SMARTRONIC PC

	Enclosure	IP67	Description: SMARTRONIC PC (R1312) is an intelligent, compact and innovative positioner. The integrated control offered by this multi-functional control unit represents the latest in open-loop and closed-loop control technology for valves. The unit attaches directly to ACTAIR NG or DYNACTAIR NG actuators with no need for a bracket or external piping, providing a rugged, compact and integrated solution. SMARTRONIC PC offers four functions: programmable curves for valve opening and closing, intelligent positioning, process monitoring and control. SMARTRONIC PC is PC programmable and can be connected to a Profibus DP field bus. Applications: All applications in water, energy and industrial engineering.	
	Control air pressure [bar] T _{min.} [°C] T _{max.} [°C]	3 - 8 ≥ -20 ≤ +80		
http://shop.ksb.com/catalog/k0/en/product/ES000873				

Legal information/Copyright

Product Portfolio Valves | Actuators | Automation

All rights reserved. The contents provided herein must neither be distributed, copied, reproduced, edited or processed for any other purpose, nor otherwise transmitted, published or made available to a third party without the manufacturer's express written consent.

Subject to technical modification without prior notice.

© KSB SE & Co. KGaA, Frankenthal 06/12/2017



Technology that **makes its mark**

The KSB Newsletter –
don't miss out, sign up now:
www.ksb.com/newsletter



KSB SE & Co. KGaA
Johann-Klein-Straße 9 • 67227 Frankenthal (Germany)
Tel. +49 6233 86-0
www.ksb.com

You can also visit us at
www.ksb.com/socialmedia